



## **SEPTEMBER 2025 END OF MONTH FINANCIAL REPORTS**

Page 2 – EOM Sustaining Membership and Revenue Charts and Graphs

Page 4 – EOM Financial Summary Reports

Page 6 – Statement of Activities – Actual to Budget

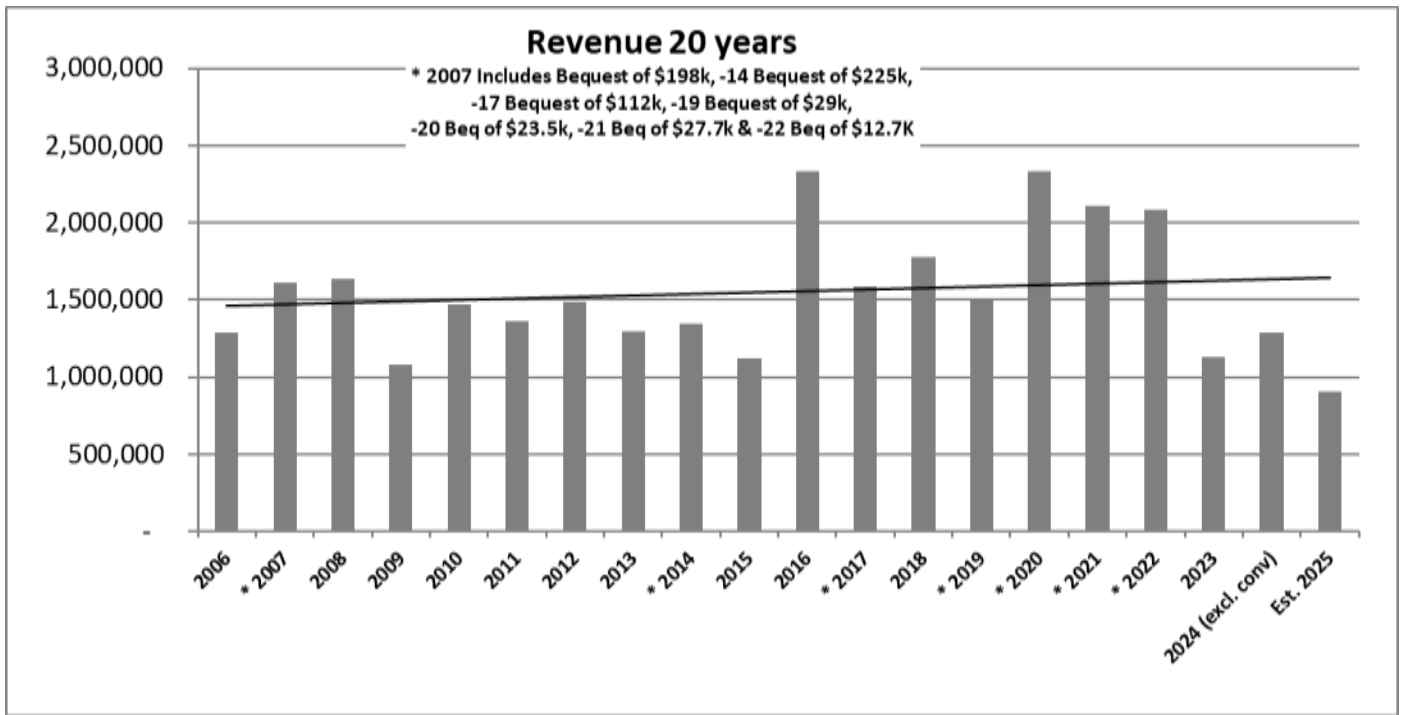
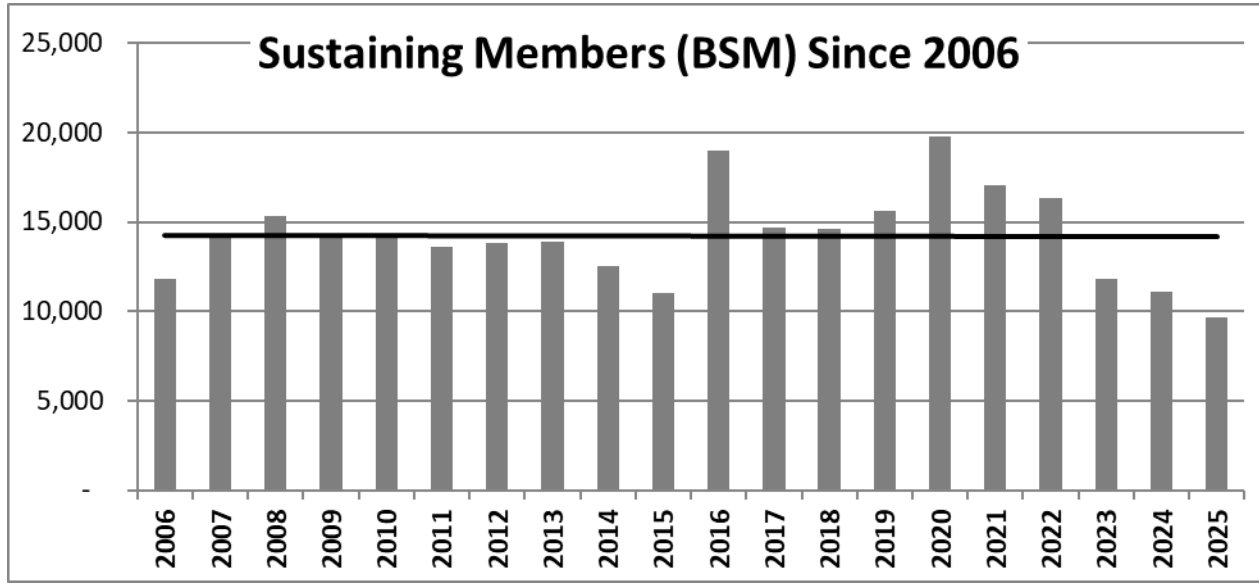
Page 9 – Statement of Financial Position Curr v. Prior Month Comparison

Page 11 – Statement of Cash Flows

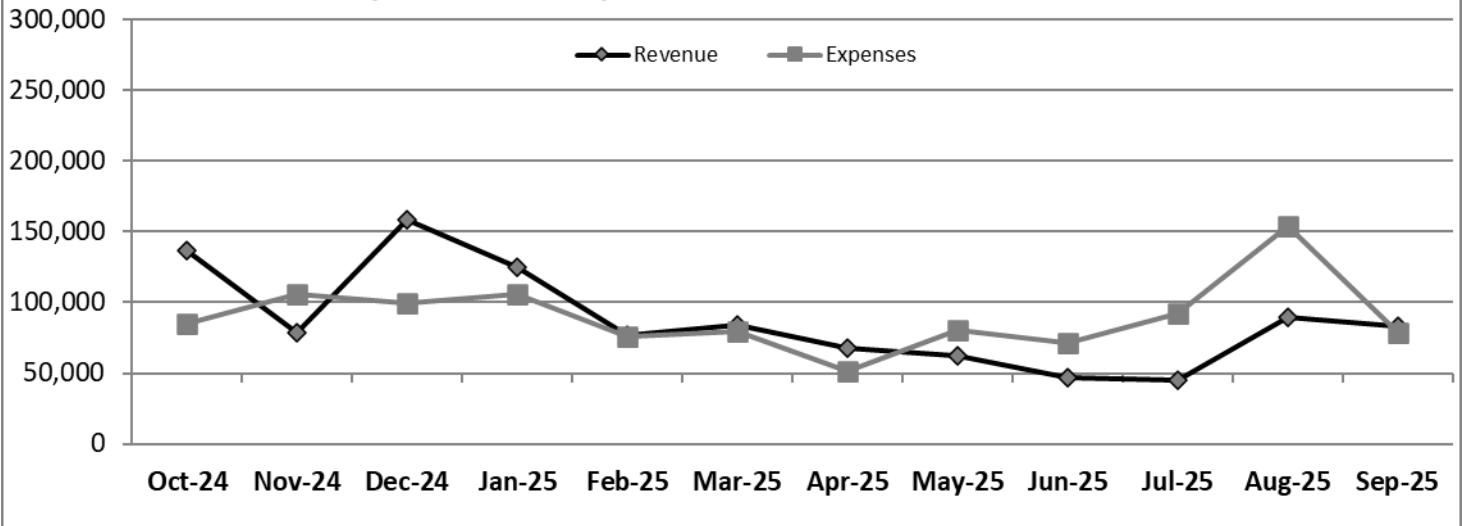
Page 12 – Related Party Transactions

Page 12 – Chair’s Discretionary Disbursements

## End of Month Reports – Charts

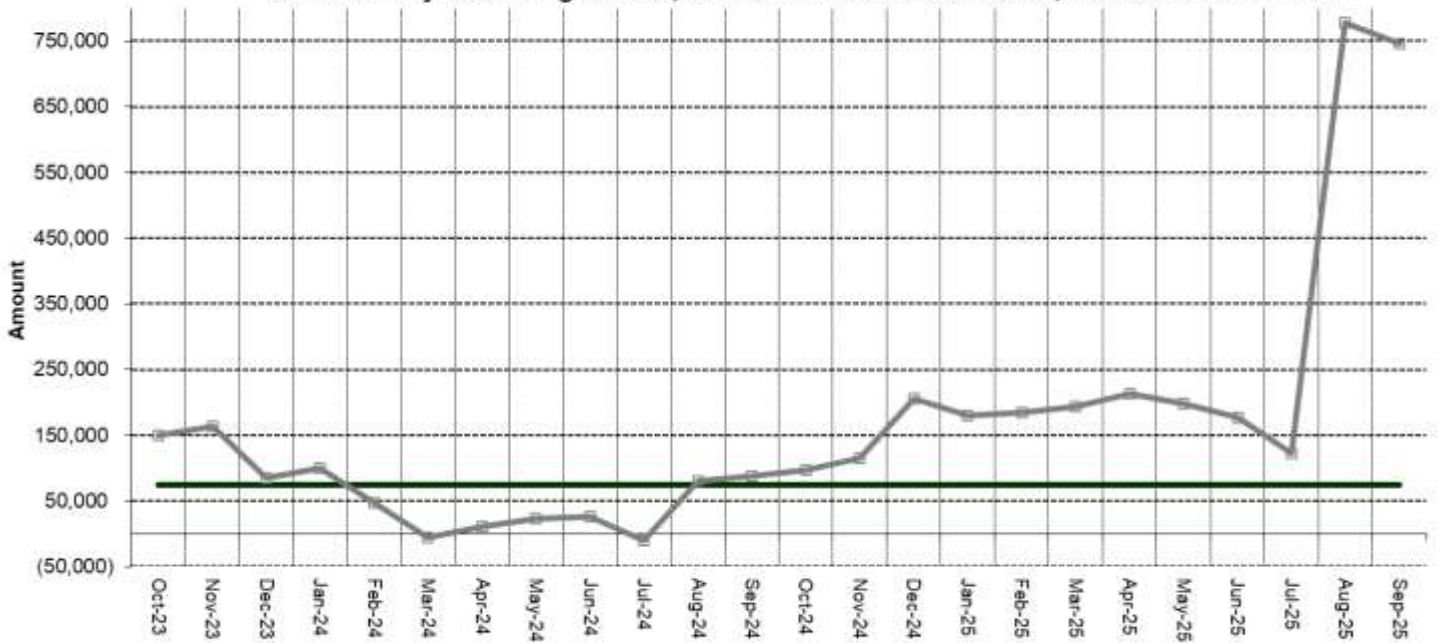


**Monthly Revenue and Expenses - Past 12 Months - \* Non Convention**



**Reserve Adequacy Trend (24 Months)**

2025 Monthly Resv Target = \$74,120 - Curr Month Resv = \$122,638 \*excludes TK JFA



		JAN	FEB	MAR	APR	MAY	JUN	JUL	AUG	SEP
	<b>Total Cash</b>	\$ 249,193	\$ 244,723	\$ 223,560	\$ 198,323	\$ 183,739	\$ 166,738	\$ 118,763	\$ 750,182	\$ 725,071
Minus	Temporary Restricted	\$ 1,730	\$ 1,730	\$ 1,730	\$ 1,730	\$ 1,730	\$ 1,730	\$ 1,730	\$ 1,730	\$ 1,730
Minus	Total Deferred Liabilities	\$ 1,667	\$ 419	\$ 375	\$ 367	\$ 691	\$ 796	\$ 868	\$ 21,934	\$ 25,380
Minus	Accounts Payable	\$ 11,607	\$ 4,594	\$ 4,490	\$ -	\$ -	\$ 6,609	\$ 1,934	\$ 20	\$ 1,220
Minus	Credit Card Balance	\$ 85,072	\$ 81,619	\$ 61,975	\$ 36,812	\$ 39,621	\$ 40,778	\$ 41,394	\$ 3,346	\$ 6,246
Minus	Accrued Expenses & Liabilities	\$ 38,499	\$ 39,504	\$ 41,541	\$ 44,040	\$ 46,865	\$ 28,080	\$ 20,680	\$ 13,545	\$ 10,964
Plus	Prepaid Expenses	\$ 61,891	\$ 60,224	\$ 71,401	\$ 89,893	\$ 94,973	\$ 80,357	\$ 62,768	\$ 60,257	\$ 57,747
Plus	Accrued Vacation	\$ 8,052	\$ 8,227	\$ 8,218	\$ 8,221	\$ 8,060	\$ 7,903	\$ 7,713	\$ 7,877	\$ 8,200
	<b>Total Cash Reserve Adequacy</b>	\$ 180,560	\$ 185,308	\$ 193,069	\$ 213,488	\$ 197,864	\$ 177,005	\$ 122,638	\$ 777,741	\$ 745,479

## End of Month Reports – Financial Summary

### Revenue - by Function as % of Total 2019 thru 2025 (Not Including Convention Packages)

	2019	2020	2021	2022	2023	2024	2025
Membership Revenue	622,486	879,035	700,830	618,573	369,390	259,349	93,682
% Total Non Conv Revenue	41%	42%	33%	36%	33%	20%	14%
General Fundraising	648,038	843,565	1,050,462	969,607	733,173	721,702	447,474
% Total Non Conv Revenue	43%	40%	50%	57%	65%	56%	66%
Project/Program/Other	230,807	363,056	357,632	120,567	28,887	304,959	138,854
% Total Non Conv Revenue	15%	17%	17%	7%	3%	24%	20%
<b>Total Non Convention Revenue</b>	<b>1,501,331</b>	<b>2,085,656</b>	<b>2,108,924</b>	<b>1,708,747</b>	<b>1,131,450</b>	<b>1,286,009</b>	<b>680,010</b>

### P&L Acct Summary Last Month Plus YTD

January through December 2025

	Jan-25	Feb-25	Mar-25	Apr-25	May-25	Jun-25	Jul-25	Aug-25	Sep-25	TOTAL
<b>Revenue</b>										
4-4000 · Fundraising Membership Prog Rev	64,553	52,537	59,937	54,235	57,567	45,866	42,211	86,620	79,392	542,918
4-4100 · Restricted Project Revenue	0	0	212	176	176	176	176	211	171	1,299
4-4200 · Convention & Special Event Rev										0
4200 - 49999 · Events, Program, Other										0
4700 Other Receipts	65	55	0	0	4,611	0	1,034	2,214	3,223	11,203
4800 Misc Income	57,485	24,286	24,159	13,370			1,537		214	121,050
Credit Card Rewards	2,542		178			405		415		3,541
<b>Total Revenue</b>	<b>124,645</b>	<b>76,878</b>	<b>84,486</b>	<b>67,781</b>	<b>62,354</b>	<b>46,448</b>	<b>44,958</b>	<b>89,461</b>	<b>83,000</b>	<b>680,010</b>
<b>Expense</b>										0
7-7000 · Fundraising Membership Prog Exp	8,088	6,800	10,088	8,245	11,351	12,321	24,368	6,141	15,389	102,791
7-7200 Convention & Special Event Exp							(2,486)	245	490	(1,751)
7000 General Fundraising Expense	330	975	95		975	28	500	975	3,902	7,780
7300 Program Related Expenses	3,000	3,000	3,000	3,000	3,000	3,000	3,000	8,000		29,000
8000 · Salary & Related Expense	61,912	41,725	39,128	37,248	36,884	35,207	42,513	36,608	38,381	369,606
8100 · Admin & Overhead Expense	7,090	7,275	10,547	6,678	12,618	6,629	9,155	9,770	6,103	75,865
8200 · Professional Services	23,541	14,135	14,586	(5,589)	13,436	12,713	13,712	9,979	14,802	111,315
8300 · Depreciation Expense	1,846	1,846	1,846	1,846	1,846	1,846	1,846			12,921
8500 · Loss (Gain) on Disposal								82,232		82,232
<b>Total Expense</b>	<b>105,807</b>	<b>75,756</b>	<b>79,289</b>	<b>51,427</b>	<b>80,111</b>	<b>71,744</b>	<b>92,608</b>	<b>153,950</b>	<b>79,068</b>	<b>789,759</b>
<b>Net Operating Income</b>	<b>18,839</b>	<b>1,122</b>	<b>5,196</b>	<b>16,354</b>	<b>(17,757)</b>	<b>(25,296)</b>	<b>(47,650)</b>	<b>(64,489)</b>	<b>3,932</b>	<b>(109,749)</b>
Released from Restriction										
<b>Net Income</b>	<b>18,839</b>	<b>1,122</b>	<b>5,196</b>	<b>16,354</b>	<b>(17,757)</b>	<b>(25,296)</b>	<b>(47,650)</b>	<b>(64,489)</b>	<b>3,932</b>	<b>(109,749)</b>

# Balance Sheet Summary

Libertarian National Committee Inc  
As of September 30, 2025

Account	Total
<b>Assets</b>	
<b>Current Assets</b>	
Bank Accounts	\$1,213,126.43
Accounts Receivable	\$0.00
Other Current Assets	\$100,501.51
<b>Total for Current Assets</b>	<b>\$1,313,627.94</b>
Fixed Assets	\$0.00
Other Assets	\$0.00
<b>Total for Assets</b>	<b>\$1,313,627.94</b>
<b>Liabilities and Equity</b>	
<b>Liabilities</b>	
<b>Current Liabilities</b>	
Accounts Payable	\$1,220.00
Credit Cards	\$6,245.72
Other Current Liabilities	\$524,398.78
<b>Total for Current Liabilities</b>	<b>\$531,864.50</b>
Long-term Liabilities	\$0.00
<b>Total for Liabilities</b>	<b>\$531,864.50</b>
Equity	\$781,763.44
<b>Total for Liabilities and Equity</b>	<b>\$1,313,627.94</b>

**Libertarian National Committee Inc**  
**Budget vs. Actual**  
**January 2025 - September 2025**

	Sep 2025			Total		
	Actual	Budget	over Budget	Actual	Budget	over Budget
Income						
4-4000 Fundraising Membership Prog Rev			-	-	-	-
4000-10 General Fundraising	13,652	30,000	(16,348)	106,048	270,000	(163,952)
4000-20 Other Membership	1,885	15,000	(13,115)	93,682	135,000	(41,318)
4000-30 Recurring Membership	63,560	25,000	38,560	340,047	225,000	115,047
4000-40 Ballot Access - Voter Reg Rev	107	2,500	(2,393)	1,379	22,500	(21,121)
4000-50 Campaign Candidate Support Rev	167	2,500	(2,333)	1,605	22,500	(20,895)
4000-60 Affiliate Support Revenue	22		22	151	-	151
4000-70 Historic Preservation Revenue	-		-	5	-	5
<b>Total 4-4000 Fundraising Membership Prog Rev</b>	<b>79,392</b>	<b>75,000</b>	<b>4,392</b>	<b>542,918</b>	<b>675,000</b>	<b>(132,082)</b>
4-4100 Restricted Project Revenue			-	-	-	-
4100.10 Building Fund Revenue	126		126	911	-	911
4100.20 Legal Fund Revenue	45		45	387	-	387
<b>Total 4-4100 Restricted Project Revenue</b>	<b>171</b>	<b>-</b>	<b>171</b>	<b>1,299</b>	<b>-</b>	<b>1,299</b>
4700 Other Receipts			-	-	-	-
4710 Interest & Dividends	3,223		3,223	6,592	-	6,592
4720 Miscellaneous Receipts			-	4,611	-	4,611
<b>Total 4700 Other Receipts</b>	<b>3,223</b>	<b>-</b>	<b>3,223</b>	<b>11,203</b>	<b>-</b>	<b>11,203</b>
4800 Misc Income	214		214	1,751	-	1,751
4820 JFA Commissions		10,000	(10,000)	119,300	190,000	(70,700)
<b>Total 4800 Misc Income</b>	<b>214</b>	<b>10,000</b>	<b>(9,786)</b>	<b>121,050</b>	<b>190,000</b>	<b>(68,950)</b>
Credit Card Rewards			-	3,541	-	3,541
<b>Total Income</b>	<b>83,000</b>	<b>85,000</b>	<b>(2,000)</b>	<b>680,010</b>	<b>865,000</b>	<b>(184,990)</b>

**Libertarian National Committee Inc**  
**Budget vs. Actual**  
**January 2025 - September 2025**

	Sep 2025			Total		
	Actual	Budget	over Budget	Actual	Budget	over Budget
<b>Expenses</b>						
7-7000 Fundraising Membership Prog Exp			-	-	-	-
7000-10 General Fundraising Expenses	252	5,000	(4,748)	4,176	52,000	(47,824)
7000-20 Other Membership Expense	3,004		3,004	13,557	-	13,557
7000-30 Recurring Membership Expenses	833	2,500	(1,667)	38,078	22,500	15,578
7000-60 Credit Card Fees Expense	2,668		2,668	25,237	-	25,237
7000-70 Store Expenses	199	2,000	(1,801)	4,383	18,000	(13,617)
7000-80 Core Services Expense			-	-	-	-
7000-81 Outreach & Activism Expense	32	2,000	(1,968)	5,390	40,000	(34,610)
7000-84 Ballot Access Petitioning Exp	5,000		5,000	5,000	-	5,000
7000-85 Campaign/Candidate Support &	3,000		3,000	3,000	-	3,000
<b>Training</b>						
7000-86 Ballot Access Petitioning Expense		10,000	(10,000)	-	60,000	(60,000)
7000-90 Historic Preservation Expense	400	400	-	3,970	3,600	370
Total 7000-80 Core Services Expense	<b>8,432</b>	<b>12,400</b>	<b>(3,968)</b>	<b>17,360</b>	<b>103,600</b>	<b>(86,240)</b>
Total 7-7000 Fundraising Membership Prog Exp	<b>15,389</b>	<b>21,900</b>	<b>(6,511)</b>	<b>102,791</b>	<b>196,100</b>	<b>(93,309)</b>
<b>7-7200 Convention &amp; Special Event Expe</b>						
7200-10 Convention General Expenses			-	6	-	6
7200-20 Convention Fundraising Expense	490		490	735	-	735
7200-40 Special Event Expense			-	(2,492)	-	(2,492)
Total 7-7200 Convention & Special Event Expe	<b>490</b>	<b>-</b>	<b>490</b>	<b>(1,751)</b>	<b>-</b>	<b>(1,751)</b>
<b>7000 General Fundraising Expense</b>						
7010 Direct Mail Fundraising Exp	3,902		3,902	3,902	-	3,902
7040 Tele Fundraising Expense			-	3,520	-	3,520
7095 Credit Card Prc Fees			-	357	-	357
Total 7000 General Fundraising Expense	<b>3,902</b>	<b>-</b>	<b>3,902</b>	<b>7,780</b>	<b>-</b>	<b>7,780</b>
<b>7300 Program-Related Expenses</b>						
7360 Campaign Support & Initiatives			-	-	-	-
7360-40 Campaign/Candidate Support			-	24,000	-	24,000
Total 7360 Campaign Support & Initiatives	<b>-</b>	<b>-</b>	<b>-</b>	<b>24,000</b>	<b>-</b>	<b>24,000</b>
7380 Ballot Access - Other Related			-	-	-	-
7380-10 Ballot Access Petitioning Exp.			-	5,000	-	5,000
Total 7380 Ballot Access - Other Related	<b>-</b>	<b>-</b>	<b>-</b>	<b>5,000</b>	<b>-</b>	<b>5,000</b>
Total 7300 Program-Related Expenses	<b>-</b>	<b>-</b>	<b>-</b>	<b>29,000</b>	<b>-</b>	<b>29,000</b>
<b>8000 Salary &amp; Related Expense</b>						
8005 Salary Hourly Bonus Sick & Vac	20,237	30,000	(9,763)	221,427	258,000	(36,573)
8015 Contractor Admin & Internships	11,400	9,700	1,700	87,884	87,300	584
8020 Employer Cont to P/R Tax	2,518	2,000	518	20,687	18,000	2,687
8030 Employer Cont to 401K & Adm	500	500	(0)	5,792	4,500	1,292
8040 Fed & State Unemployment		150	(150)	-	1,350	(1,350)
8060 Health Insurance	1,305	2,600	(1,295)	15,378	23,400	(8,022)
8065 Workers Comp Insurance		150	(150)	-	1,350	(1,350)
8070 Other Bens, Gdwill & Training		50	(50)	50	450	(400)
8080 Payroll Service Fees	2,422	1,700	722	18,284	15,300	2,984
8090 Employee Search			-	104	-	104
Total 8000 Salary & Related Expense	<b>38,381</b>	<b>46,850</b>	<b>(8,469)</b>	<b>369,606</b>	<b>409,650</b>	<b>(40,044)</b>

**Libertarian National Committee Inc**  
**Budget vs. Actual**  
**January 2025 - September 2025**

	Sep 2025			Total		
	Actual	Budget	over Budget	Actual	Budget	over Budget
Expenses						
8100 Admin & Overhead Expense			-	-	-	-
8110 Ofc Supplies & Non Cap Equipt	153	75	78	1,849	675	1,174
8120 Telephone & Data Services	678	440	238	3,997	3,960	37
8125 Equipment Leases & Maint.			-	394	-	394
8130 Postage & Shipping	1,488	2,300	(812)	8,244	15,400	(7,156)
8140 Travel, Meeting, & Meals Exp		-	-	7,009	8,500	(1,491)
8160 Insurance - D/O Cyber - Other		-	-	541	16,000	(15,459)
8170 Occupancy Expenses			-	-	-	-
8170-20 Utilities Expense	257	300	(43)	2,342	2,700	(358)
8170-30 Property Taxes, Fees & Permits		-	-	6,005	7,850	(1,845)
8170-40 Maintenance, Cleaning & Repairs		45	(45)	975	405	570
8170-50 Property/ GL Insurance	1,677	-	1,677	7,962	4,200	3,762
8170-60 Assc Fees, Rent & Storage		210	(210)	1,498	1,890	(392)
8170-70 Office Move Related Expenses			-	3,103	-	3,103
Total 8170 Occupancy Expenses	<b>1,934</b>	<b>555</b>	<b>1,379</b>	<b>21,886</b>	<b>17,045</b>	<b>4,841</b>
8190 Software, Hardware & Other IT	1,566	3,000	(1,434)	22,134	29,500	(7,366)
8195 Other Expenses & Bank Fees	259	850	(591)	9,608	7,650	1,958
8198 Melio services fee	26		26	204	-	204
Total 8100 Admin & Overhead Expense	<b>6,103</b>	<b>7,220</b>	<b>(1,117)</b>	<b>75,865</b>	<b>98,730</b>	<b>(22,865)</b>
8200 Professional Services			-	-	-	-
8210 Legal			-	-	-	-
8210-10 Legal - General	4,500	4,500	-	52,648	40,700	11,948
Total 8210 Legal	<b>4,500</b>	<b>4,500</b>	<b>-</b>	<b>52,648</b>	<b>40,700</b>	<b>11,948</b>
8220 Accounting	4,256	2,500	1,756	25,816	47,000	(21,184)
8230 FEC Filing & Consulting	2,000	2,000	-	16,000	18,000	(2,000)
8240 Computer Services	4,046	500	3,546	8,336	19,000	(10,664)
8250 Other Professional Services		100	(100)	8,500	900	7,600
8270 Payment Processing Fee			-	14	-	14
Total 8200 Professional Services	<b>14,802</b>	<b>9,600</b>	<b>5,202</b>	<b>111,315</b>	<b>125,600</b>	<b>(14,285)</b>
8300 Depreciation Expense		2,000	(2,000)	12,921	18,000	(5,079)
8500 Loss (Gain) on Disposal			-	82,232	-	82,232
Total Expenses	<b>79,068</b>	<b>87,570</b>	<b>(8,502)</b>	<b>789,759</b>	<b>848,080</b>	<b>(58,321)</b>
Net Operating Income	<b>3,932</b>	<b>(2,570)</b>	<b>6,502</b>	<b>(109,749)</b>	<b>16,920</b>	<b>(126,669)</b>
Net Income	<b>3,932</b>	<b>(2,570)</b>	<b>6,502</b>	<b>(109,749)</b>	<b>16,920</b>	<b>(126,669)</b>

**Balance Sheet**  
**Libertarian National Committee Inc**  
As of September 30, 2025

	Total			
	As of September 30, 2025	As of August 31, 2025 (custom)	\$ Change (custom)	%Change (custom)
<b>Assets</b>				
<b>Current Assets</b>				
<b>Bank Accounts</b>				
<b>11.1 Investments</b>				
110I PNC Bond Money Market	2,497.85	2,503.91	-6.06	-0.24%
119R MM 119R MM Truist xxx0192 JFA (Restricted)	1,080,033.99	1,076,838.56	3,195.43	0.30%
<b>Total for 11.1 Investments</b>	<b>\$1,082,531.84</b>	<b>\$1,079,342.47</b>	<b>\$3,189.37</b>	<b>0.30%</b>
<b>11 Cash</b>				
111U PNC Checking 8115 (Unrest)	14,094.96	25,879.51	-11,784.55	-45.54%
112U Truist xxx8394 (Unrestricted)	76,682.28	93,219.87	-16,537.59	-17.74%
113R PNC Check 2497 (Restricted)	10.00	10.00	0.00	0.00%
114R Truist xxx8408 (Rest Building)	1,730.39	1,730.39	0.00	0.00%
119R Truist xxx0094 JFA (Restricted)	38,076.96	38,076.96	0.00	0.00%
<b>Total for 11 Cash</b>	<b>\$130,594.59</b>	<b>\$158,916.73</b>	<b>-\$28,322.14</b>	<b>-17.82%</b>
<b>Total for Bank Accounts</b>	<b>\$1,213,126.43</b>	<b>\$1,238,259.20</b>	<b>-\$25,132.77</b>	<b>-2.03%</b>
<b>Accounts Receivable</b>				
<b>Other Current Assets</b>				
1501 Undeposited Funds - Zoho / Checks	42,754.76	6,237.04	36,517.72	585.50%
16 Prepaid Expenses	0.00	0.00	0.00	
164 Prepaid Services	5,580.72	6,414.05	-833.33	-12.99%
166 Prepaid Insurance	12,166.03	13,843.41	-1,677.38	-12.12%
167 Prepaid Convention - Spec Event	40,000.00	40,000.00	0.00	0.00%
<b>Total for 16 Prepaid Expenses</b>	<b>\$57,746.75</b>	<b>\$60,257.46</b>	<b>-\$2,510.71</b>	<b>-4.17%</b>
<b>Total for Other Current Assets</b>	<b>\$100,501.51</b>	<b>\$66,494.50</b>	<b>\$34,007.01</b>	<b>51.14%</b>
<b>Total for Current Assets</b>	<b>\$1,313,627.94</b>	<b>\$1,304,753.70</b>	<b>\$8,874.24</b>	<b>0.68%</b>
<b>Fixed Assets</b>				
<b>Other Assets</b>				
<b>Total for Assets</b>	<b>\$1,313,627.94</b>	<b>\$1,304,753.70</b>	<b>\$8,874.24</b>	<b>0.68%</b>

**Balance Sheet**  
**Libertarian National Committee Inc**  
As of September 30, 2025

	Total			
	As of September 30, 2025	As of August 31, 2025 (custom)	\$ Change (custom)	%Change (custom)
Liabilities and Equity				
Liabilities				
Current Liabilities				
Accounts Payable				
21 Accounts Payable	1,220.00	20.00	1,200.00	6,000.00%
<b>Total for Accounts Payable</b>	<b>\$1,220.00</b>	<b>\$20.00</b>	<b>\$1,200.00</b>	<b>6,000.00%</b>
Credit Cards				
22 Credit Cards				
2223 PNC Bus Options Visa	6,245.72	3,345.98	2,899.74	86.66%
<b>Total for 22 Credit Cards</b>	<b>\$6,245.72</b>	<b>\$3,345.98</b>	<b>\$2,899.74</b>	<b>86.66%</b>
<b>Total for Credit Cards</b>	<b>\$6,245.72</b>	<b>\$3,345.98</b>	<b>\$2,899.74</b>	<b>86.66%</b>
Other Current Liabilities				
24 Accrued Expenses				
241 Accrued Payroll	2,281.84	5,186.01	-2,904.17	-56.00%
242 Accrued Vacation	8,200.21	7,877.29	322.92	4.10%
<b>Total for 24 Accrued Expenses</b>	<b>\$10,482.05</b>	<b>\$13,063.30</b>	<b>-\$2,581.25</b>	<b>-19.76%</b>
25 Accrued Payroll Taxes				
251 Payroll Tax Liabilities	482.11	482.11	0.00	0.00%
<b>Total for 25 Accrued Payroll Taxes</b>	<b>\$482.11</b>	<b>\$482.11</b>	<b>\$0.00</b>	<b>0.00%</b>
27 Deferred Liabilities				
272 Deferred Convention Revenue				
272-20 Deferred Convention Fundraising	24,556.88	21,096.88	3,460.00	16.40%
<b>Total for 272 Deferred Convention Revenue</b>	<b>\$24,556.88</b>	<b>\$21,096.88</b>	<b>\$3,460.00</b>	<b>16.40%</b>
276 Joint Affiliate Portion of Rev	822.78	837.46	-14.68	-1.75%
277 JFA Liability	488,054.96	488,076.96	-22.00	0.00%
<b>Total for 27 Deferred Liabilities</b>	<b>\$513,434.62</b>	<b>\$510,011.30</b>	<b>\$3,423.32</b>	<b>0.67%</b>
<b>Total for Other Current Liabilities</b>	<b>\$524,398.78</b>	<b>\$523,556.71</b>	<b>\$842.07</b>	<b>0.16%</b>
<b>Total for Current Liabilities</b>	<b>\$531,864.50</b>	<b>\$526,922.69</b>	<b>\$4,941.81</b>	<b>0.94%</b>
Long-term Liabilities				
<b>Total for Liabilities</b>	<b>\$531,864.50</b>	<b>\$526,922.69</b>	<b>\$4,941.81</b>	<b>0.94%</b>
Equity				
32 Temp. Restricted Balances				
3204 Fund - Building	1,730.39	1,730.39	0.00	0.00%
<b>Total for 32 Temp. Restricted Balances</b>	<b>\$1,730.39</b>	<b>\$1,730.39</b>	<b>\$0.00</b>	<b>0.00%</b>
31 General Operating	889,781.76	889,781.76	0.00	0.00%
Net Income	-109,748.71	-113,681.14	3,932.43	3.46%
<b>Total for Equity</b>	<b>\$781,763.44</b>	<b>\$777,831.01</b>	<b>\$3,932.43</b>	<b>0.51%</b>
<b>Total for Liabilities and Equity</b>	<b>\$1,313,627.94</b>	<b>\$1,304,753.70</b>	<b>\$8,874.24</b>	<b>0.68%</b>

**Statement of Cash Flows**  
**Libertarian National Committee Inc**  
**January 1-September 30, 2025**

Full name	January 2025	February 2025	March 2025	April 2025	May 2025	June 2025	July 2025	August 2025	September 2025	Total
<b>OPERATING ACTIVITIES</b>										
Net Income	18,839	1,122	5,196	16,354	(17,757)	(25,296)	(47,650)	(64,489)	3,932	(109,749)
Adjustments to reconcile Net Income to Net Cash provided by operations:										
1501 Undeposited Funds - Zoho / Checks	8,631	479	(3,058)	1,641	430	1,694	749	(2,907)	(36,518)	(28,858)
164 Prepaid Expenses: Prepaid Services	(7,873)	3,793	(9,050)	(1,330)	(4,206)	2,960	20,350	833	833	6,310
166 Prepaid Expenses: Prepaid Insurance				(15,036)	1,253	(3,416)	1,677	1,677	1,677	(12,166)
21 Accounts Payable	24,774	(67,476)	(473)	(2,253)	(14,687)	27,614	(6,726)	(22,914)	1,200	(60,941)
2223 Credit Cards: PNC Bus Options Visa	(6,118)	(7,218)	2,323	65	2,634	971	717	(28,230)	2,900	(31,956)
2225 Credit Cards: BB&T Visa	589	3,765	(21,967)	(25,228)	175	186	(101)	(9,818)		(52,400)
241 Accrued Expenses: Accrued Payroll	3,742	-	1,177	1,706	2,210	1,537	(7,986)	(519)	(2,904)	(1,038)
242 Accrued Expenses: Accrued Vacation	81	175	(9)	3	(161)	(157)	(191)	165	323	229
244 Accrued Expenses: Other Accrued Expenses						(21,000)				(21,000)
245 Accrued Expenses: Accrued Real Estate Tax	777	777	777	777	777	777	777	777		(1,343)
251 Accrued Payroll Taxes: Payroll Tax Liabilities	167	51	93	113		58				482
264-1 Accrued Organizational Taxes: Sales Tax Liability: Sales Tax Liability - CA				(66)						(66)
264-3 Accrued Organizational Taxes: Sales Tax Liability: Sales Tax Liability - PA				(13)						(13)
264-4 Accrued Organizational Taxes: Sales Tax Liability: Sales Tax Liability - TX				(14)						(14)
264-5 Accrued Organizational Taxes: Sales Tax Liability: Sales Tax Liability - VA		2		(8)						(5)
272-20 Deferred Liabilities: Deferred Convention Revenue: Deferred Convention Fundraising								21,097	3,460	24,557
276 Deferred Liabilities: Joint Affiliate Portion of Rev	(171)	(1,248)	(44)	(8)	324	105	73	(31)	(15)	(1,016)
277 Deferred Liabilities: JFA Liability	58,364	(202,813)	155,481	27,214	120,319	139,150	28,657	(7)	(22)	326,342
<b>Net cash provided by operating activities</b>	<b>82,963</b>	<b>(269,714)</b>	<b>125,250</b>	<b>(12,437)</b>	<b>109,068</b>	<b>150,479</b>	<b>37,995</b>	<b>(47,433)</b>	<b>(29,065)</b>	<b>147,106</b>
<b>Total for Adjustments to reconcile Net Income to Net Cash provided by operations:</b>	<b>101,802</b>	<b>(268,592)</b>	<b>130,446</b>	<b>3,917</b>	<b>91,311</b>	<b>125,184</b>	<b>(9,655)</b>	<b>(111,922)</b>	<b>(25,133)</b>	<b>37,358</b>
<b>INVESTING ACTIVITIES</b>										
172 Fixed Assets: Furniture & Fixtures								25,879		25,879
173 Fixed Assets: Office Equipment								16,797		16,797
174 Fixed Assets: Computer Hardware								36,449		36,449
175 Fixed Assets: Computer Software								134,614		134,614
177-10 Fixed Assets: Office Building: Physical Structure								477,119		477,119
177-20 Fixed Assets: Office Building: Land								347,881		347,881
178 Fixed Assets: Ofc Imprmt Acq & Capt Expense								70,519		70,519
179 Fixed Assets: Accumulated Depreciation	1,846	1,846	1,846	1,846	1,846	1,846	1,846	(386,923)		(374,001)
<b>Net cash provided by investing activities</b>	<b>1,846</b>	<b>1,846</b>	<b>1,846</b>	<b>1,846</b>	<b>1,846</b>	<b>1,846</b>	<b>1,846</b>	<b>722,335</b>		<b>735,256</b>
<b>FINANCING ACTIVITIES</b>										
<b>NET CASH INCREASE FOR PERIOD</b>	<b>103,648</b>	<b>(266,746)</b>	<b>132,292</b>	<b>5,763</b>	<b>93,157</b>	<b>127,030</b>	<b>(7,809)</b>	<b>610,412</b>	<b>(25,133)</b>	<b>772,614</b>

**RELATED PARTY TRANSACTIONS AS OF: 10/7/2025**

Related Party Donations	BSM Expires	Date of Last Contribution	Amount	YTD Contributions	Lifetime Giving (Since 1990)
Paul Darr	08/23/26	09/22/25	\$ 103.20	\$ 1,471.95	\$ 1,410.59
Paul Bracco	Life Member	02/01/25	\$ 5.00	\$ 26.30	\$ 1,713.00
Keith Thompson	Life Member	08/03/25	\$ 103.20	\$ 300.53	\$ 1,350.00
Ben Wier	05/25/26	05/23/25	\$ 26.05	\$ 52.10	\$ 203.15
Travis Bost	Life Member	09/07/25	\$ 51.75	\$ 535.24	\$ 3,304.35
Robert Vinson	12/16/25	12/17/24	\$ 26.03	\$ -	\$ 50.00
Aron Lam	02/02/26	02/01/25	\$ 51.75	\$ 51.75	\$ 339.00
Evan McMahon	Life Member	05/17/25	\$ 50.00	\$ 50.00	\$ 2,517.10
Matt Johnson	Life Member	08/25/25	\$ 50.00	\$ 1,036.20	\$ 4,525.85
Otto Dassing	02/01/26	01/31/25	\$ 25.00	\$ 25.00	\$ 650.00
Andrew Chadderdon	Life Member	08/26/25	\$ 5.15	\$ 165.40	\$ 1,975.30
Jonathan McGee	Life Member	09/04/25	\$ 103.20	\$ 4,115.50	\$ 2,887.25
Jessi Cowart	08/28/26	08/27/25	\$ 26.15	\$ 407.42	\$ 511.47
Patrick Ford	08/03/26	08/02/25	\$ 25.00	\$ 25.00	\$ 550.00
Meredith Hays	05/08/26	05/07/25	\$ 26.03	\$ 52.08	\$ 158.15
Gregory Hertzsch	Life Member	09/01/25	\$ 10.00	\$ 152.10	\$ 5,275.00
Trendalyn Hallesy	05/19/26	05/18/25	\$ 51.75	\$ 103.50	\$ 192.10
Dustin Nanna	06/12/26	06/10/25	\$ 25.00	\$ 25.00	\$ 1,358.00
Steven Nekhaila	Life Member	08/29/25	\$ 103.20	\$ 2,500.93	\$ 4,345.00
William Redpath	Life Member	09/22/25	\$ 85.00	\$ 928.43	\$ 108,157.39
Andrew Watkins	Life Member	11/10/24	\$ 25.00	\$ -	\$ 1,101.75
James Wiley	05/16/26	05/16/25	\$ 26.03	\$ 26.03	\$ 91.03
Austin Martin	02/02/26	05/17/25	\$ 60.00	\$ 86.03	\$ 86.03
Samual Bohler	09/04/26	09/03/25	\$ 25.75	\$ 449.02	\$ 869.19
Douglas Knebel	08/04/26	08/03/25	\$ 103.20	\$ 129.23	\$ 129.23
Katherine Yeniscavich	Life Member	05/14/25	\$ 10.30	\$ 51.50	\$ 2,697.10
Caryn Ann Harlos	Life Member	05/27/24	\$ 25.75	\$ -	\$ 5,828.93
Adrian Malagon	Life Member	05/01/25	\$ 5.15	\$ 525.75	\$ 1,855.80
Roman Garcia	Life Member	12/25/24	\$ 100.00		\$ 5,389.55
Angela McArdle	07/08/25	05/31/25	\$ 5.00		\$ 1,952.30
Nick Shawhan	03/01/25	02/29/24	\$ 125.00		\$ 625.00
Adam Haman	06/19/25	08/22/24	\$ 51.75		\$ 663.47
Total Contributions (Curr Board):			\$ 1,202.74	\$ 12,136.49	\$ 146,447.03

Related Party Disbursements	Memo	Current Month Disbursement	YTD Disbursements
Free Libertarian Party New Mexico	State Membership Transfer		
LPAK - LP Alaska	State Membership Transfer	\$ 60.00	\$ 490.00
LPCA - LP California	State Membership Transfer	\$ 50.00	\$ 1,850.00
LPIA - LP Iowa		\$ 20.00	\$ 20.00
LPME - LP ME	Ballot Access		
LPNM - LP New Mexico	State Membership Transfer	\$ 60.00	\$ 74.70
LP - North Dakota	Membership		
LPVA - LP Virginia	State Membership Transfer	\$ 17.82	\$ 322.20
Total Disbursements:		\$ 207.82	\$ 2,756.90

**CHAIR'S DISCRETIONARY DISBURSEMENTS FOR 2025**

Chair	Memo	MTD	YTD