



## **MARCH 2026 END OF MONTH FINANCIAL REPORTS**

Page 2 – EOM Sustaining Membership and Revenue Charts and Graphs

Page 4 – EOM Financial Summary Reports

Page 6 – Statement of Activities – Actual to Budget

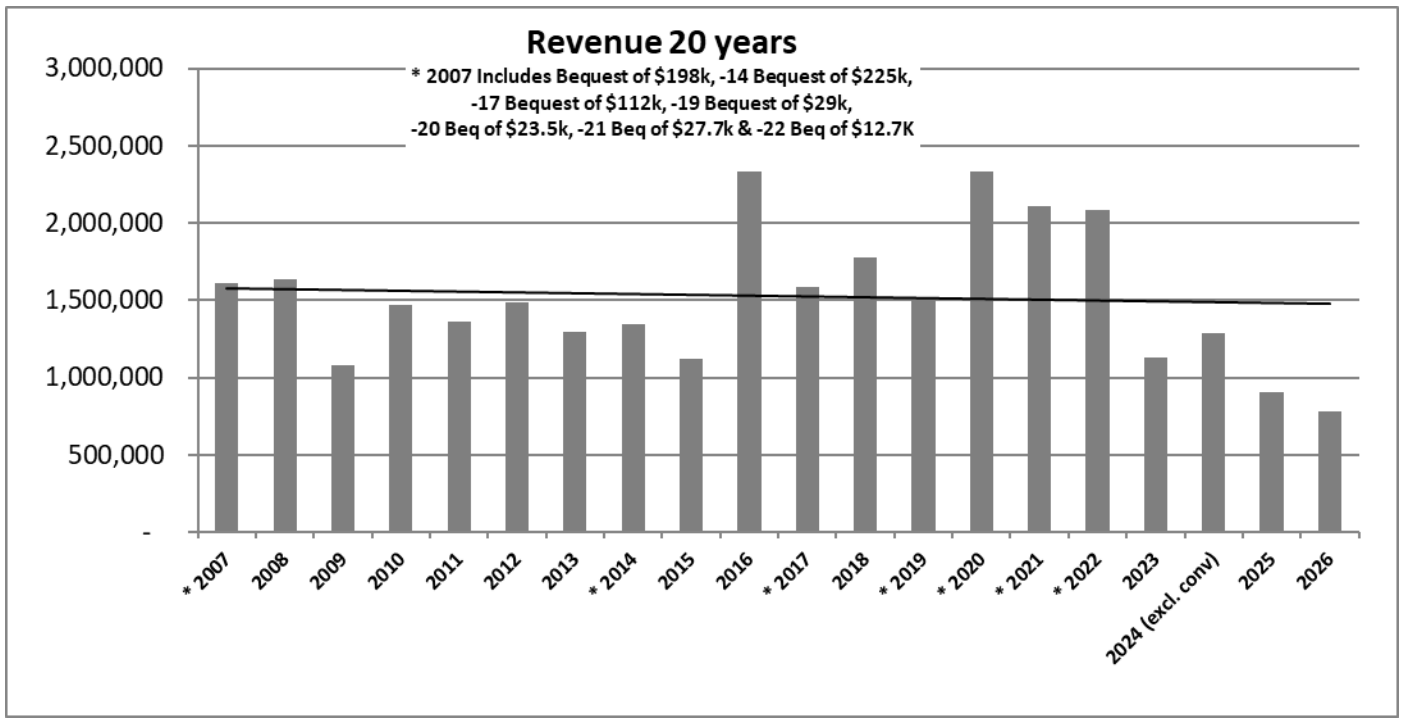
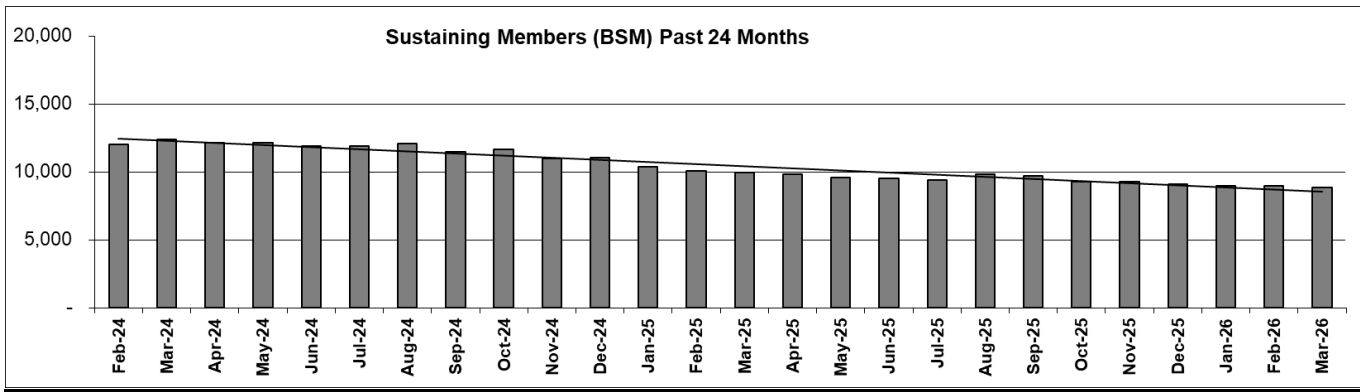
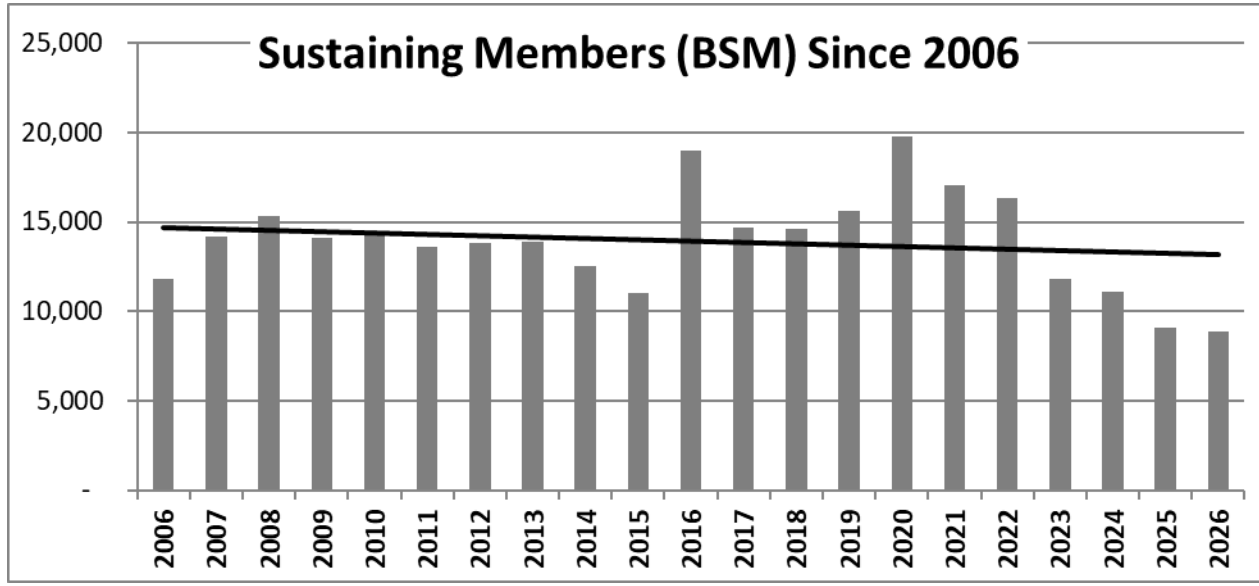
Page 9 – Statement of Financial Position Curr v. Prior Month Comparison

Page 11 – Statement of Cash Flows

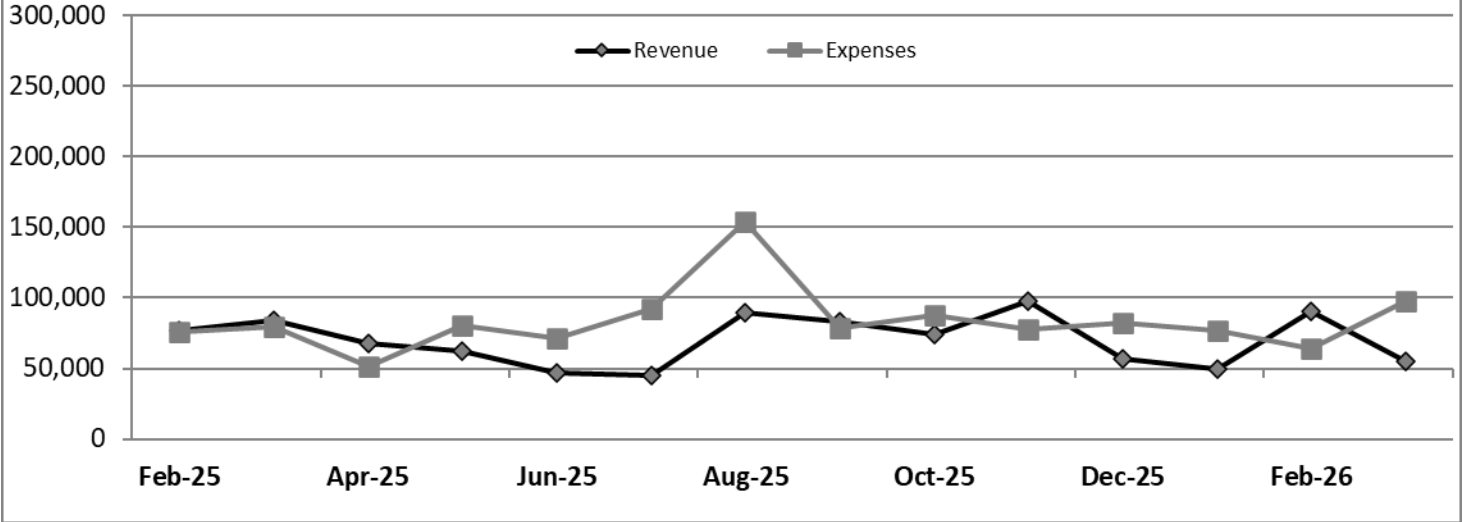
Page 12 – Related Party Transactions

Page 12 – Chair’s Discretionary Disbursements

## End of Month Reports – Charts

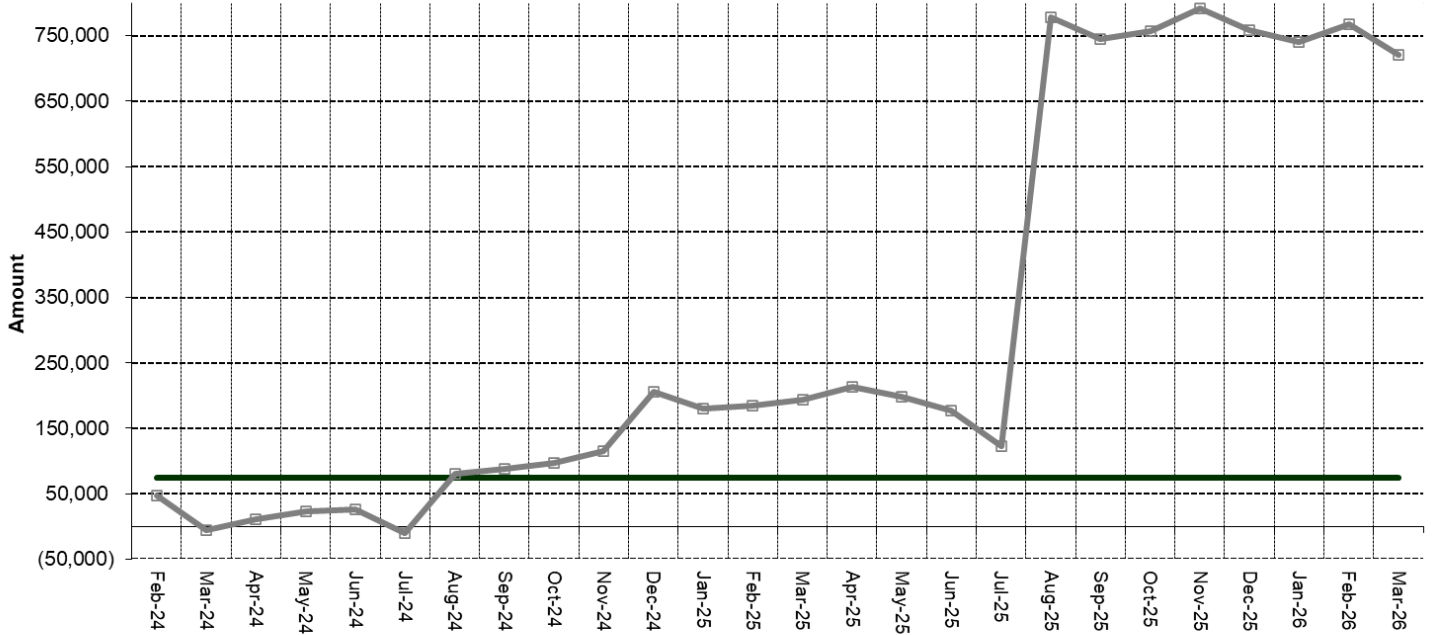


**Monthly Revenue and Expenses - Past 12 Months - \* Non Convention**



**Reserve Adequacy Trend (24 Months)**

2026 Monthly Resv Target = \$74,120 - Curr Month Resv = \$720,930 \*excludes TK JFA



|       |   | JAN        | FEB        | MAR        |
|-------|---|------------|------------|------------|
|       | <b>Total Cash</b>                         | \$ 758,623 | \$ 808,239 | \$ 783,092 |
| Minus | <b>Temporary Restricted</b>               | \$ 1,730   | \$ 1,730   | \$ 1,730   |
| Minus | <b>Total Deferred Liabilities</b>         | \$ 48,012  | \$ 68,050  | \$ 88,283  |
| Minus | <b>Accounts Payable</b>                   | \$ 20      | \$ 46      | \$ 117     |
| Minus | <b>Credit Card Balance</b>                | \$ 6,753   | \$ 7,102   | \$ 17,887  |
| Minus | <b>Accrued Expenses &amp; Liabilities</b> | \$ 13,257  | \$ 13,012  | \$ 14,638  |
| Plus  | <b>Prepaid Expenses</b>                   | \$ 46,290  | \$ 43,779  | \$ 55,351  |
| Plus  | <b>Accrued Vacation</b>                   | \$ 5,652   | \$ 5,889   | \$ 5,142   |
|       | <b>Total Cash Reserve Adequacy</b>        | \$ 740,793 | \$ 767,966 | \$ 720,930 |

## End of Month Reports – Financial Summary

### Revenue - by Function as % of Total

2019 thru 2026 (Not Including Convention Packages)

|                                     | <u>2019</u>      | <u>2020</u>      | <u>2021</u>      | <u>2022</u>      | <u>2023</u>      | <u>2024</u>      | <u>2025</u>    | <u>2026</u>    |
|-------------------------------------|------------------|------------------|------------------|------------------|------------------|------------------|----------------|----------------|
| Membership Revenue                  | 622,486          | 879,035          | 700,830          | 618,573          | 369,390          | 259,349          | 104,474        | 18,936         |
| % Total Non Conv Revenue            | 41%              | 42%              | 33%              | 36%              | 33%              | 20%              | 11%            | 10%            |
| General Fundraising                 | 648,038          | 843,565          | 1,050,462        | 969,607          | 733,173          | 721,702          | 655,318        | 168,947        |
| % Total Non Conv Revenue            | 43%              | 40%              | 50%              | 57%              | 65%              | 56%              | 72%            | 87%            |
| Project/Program/Other               | 230,807          | 363,056          | 357,632          | 120,567          | 28,887           | 304,959          | 149,072        | 7,171          |
| % Total Non Conv Revenue            | 15%              | 17%              | 17%              | 7%               | 3%               | 24%              | 16%            | 4%             |
| <b>Total Non Convention Revenue</b> | <b>1,501,331</b> | <b>2,085,656</b> | <b>2,108,924</b> | <b>1,708,747</b> | <b>1,131,450</b> | <b>1,286,009</b> | <b>908,865</b> | <b>195,054</b> |

### P&L Acct Summary Last Month Plus YTD

January through December 2026

|  | <u>Jan-26</u>   | <u>Feb-26</u> | <u>Mar-26</u>   | <u>Apr-26</u> | <u>May-26</u> | <u>Jun-26</u> | <u>Jul-26</u> | <u>Aug-26</u> | <u>Sep-26</u> | <u>Oct-26</u> | <u>Nov-26</u> | <u>Dec-26</u> | <u>TOTAL</u>    |
|--|-----------------|---------------|-----------------|---------------|---------------|---------------|---------------|---------------|---------------|---------------|---------------|---------------|-----------------|
| <b>Revenue</b>                           |                 |               |                 |               |               |               |               |               |               |               |               |               |                 |
| 4-4000 · Fundraising Membership Prog Rev | 47,411          | 87,854        | 53,537          |               |               |               |               |               |               |               |               |               | 188,802         |
| 4-4100 · Restricted Project Revenue      | 171             | 245           | 231             |               |               |               |               |               |               |               |               |               | 647             |
| 4700 Other Receipts                      | 1,879           | 1,644         | 1,703           |               |               |               |               |               |               |               |               |               | 5,226           |
| 4800 Misc Income                         |                 |               |                 |               |               |               |               |               |               |               |               |               | 0               |
| Credit Card Rewards                      |                 | 378           |                 |               |               |               |               |               |               |               |               |               | 378             |
| <b>Total Revenue</b>                     | <b>49,462</b>   | <b>90,121</b> | <b>55,471</b>   | <b>0</b>      | <b>0</b>      | <b>0</b>      | <b>0</b>      | <b>0</b>      | <b>0</b>      | <b>0</b>      | <b>0</b>      | <b>0</b>      | <b>195,054</b>  |
| <b>Expense</b>                           |                 |               |                 |               |               |               |               |               |               |               |               |               |                 |
| 7-7000 · Fundraising Membership Prog Exp | 12,715          | 9,245         | 29,683          |               |               |               |               |               |               |               |               |               | 51,643          |
| 7-7200 Convention & Special Event Exp    |                 |               |                 |               |               |               |               |               |               |               |               |               | 0               |
| 8000 · Salary & Related Expense          | 42,879          | 38,493        | 46,732          |               |               |               |               |               |               |               |               |               | 128,104         |
| 8100 · Admin & Overhead Expense          | 3,800           | 4,573         | 9,000           |               |               |               |               |               |               |               |               |               | 17,372          |
| 8200 · Professional Services             | 17,602          | 11,999        | 12,032          |               |               |               |               |               |               |               |               |               | 41,633          |
| 8300 · Depreciation Expense              |                 |               |                 |               |               |               |               |               |               |               |               |               | 0               |
| 8500 · Loss (Gain) on Disposal           |                 |               |                 |               |               |               |               |               |               |               |               |               | 0               |
| <b>Total Expense</b>                     | <b>76,996</b>   | <b>64,310</b> | <b>97,447</b>   | <b>0</b>      | <b>0</b>      | <b>0</b>      | <b>0</b>      | <b>0</b>      | <b>0</b>      | <b>0</b>      | <b>0</b>      | <b>0</b>      | <b>238,754</b>  |
| <b>Net Operating Income</b>              | <b>(27,534)</b> | <b>25,811</b> | <b>(41,976)</b> | <b>0</b>      | <b>0</b>      | <b>0</b>      | <b>0</b>      | <b>0</b>      | <b>0</b>      | <b>0</b>      | <b>0</b>      | <b>0</b>      | <b>(43,700)</b> |
| Released from Restriction                |                 |               |                 |               |               |               |               |               |               |               |               |               |                 |
| <b>Net Income</b>                        | <b>(27,534)</b> | <b>25,811</b> | <b>(41,976)</b> | <b>0</b>      | <b>0</b>      | <b>0</b>      | <b>0</b>      | <b>0</b>      | <b>0</b>      | <b>0</b>      | <b>0</b>      | <b>0</b>      | <b>(43,700)</b> |

# Balance Sheet Summary

Libertarian National Committee Inc

As of March 31, 2026

| Account                                 | ↕ Total               |
|---|-----------------------|
| ∨ Assets                                |                       |
| ∨ Current Assets                        |                       |
| Bank Accounts                           | \$1,263,696.99        |
| Accounts Receivable                     | \$0.00                |
| Other Current Assets                    | \$66,490.37           |
| <b>Total for Current Assets</b>         | <b>\$1,330,187.36</b> |
| Fixed Assets                            | \$0.00                |
| Other Assets                            | \$0.00                |
| <b>Total for Assets</b>                 | <b>\$1,330,187.36</b> |
| ∨ Liabilities and Equity                |                       |
| ∨ Liabilities                           |                       |
| ∨ Current Liabilities                   |                       |
| Accounts Payable                        | \$116.63              |
| Credit Cards                            | \$17,887.35           |
| Other Current Liabilities               | \$583,525.58          |
| <b>Total for Current Liabilities</b>    | <b>\$601,529.56</b>   |
| Long-term Liabilities                   | \$0.00                |
| <b>Total for Liabilities</b>            | <b>\$601,529.56</b>   |
| Equity                                  | \$728,657.80          |
| <b>Total for Liabilities and Equity</b> | <b>\$1,330,187.36</b> |

**Libertarian National Committee Inc**  
**Budget vs. Actual**  
**January 2026 - March 2026**

|   | Mar 2026      |                |                 | Total          |                |                  |
|---|---------------|----------------|-----------------|----------------|----------------|------------------|
|   | Actual        | Budget         | over Budget     | Actual         | Budget         | over Budget      |
| <b>Income</b>                                       |               |                |                 |                |                |                  |
| <b>4-4000 Fundraising Membership Prog Rev</b>       |               |                | -               | -              | -              | -                |
| <b>4000-10 General Fundraising</b>                  | 12,040        | 13,750         | (1,710)         | 39,240         | 41,250         | (2,010)          |
| <b>4000-20 Other Membership</b>                     | 15,411        | 11,000         | 4,411           | 18,936         | 33,000         | (14,064)         |
| <b>4000-30 Recurring Membership</b>                 | 25,821        | 44,000         | (18,179)        | 129,486        | 132,000        | (2,514)          |
| <b>4000-40 Ballot Access - Voter Reg Rev</b>        | 57            | 1,667          | (1,610)         | 220            | 5,000          | (4,780)          |
| <b>4000-50 Campaign Candidate Support Rev</b>       | 187           | 3,000          | (2,814)         | 855            | 9,000          | (8,145)          |
| <b>4000-60 Affiliate Support Revenue</b>            | 22            | 167            | (145)           | 65             | 500            | (435)            |
| <b>4000-70 Historic Preservation Revenue</b>        |               | 500            | (500)           | -              | 1,500          | (1,500)          |
| <b>Total 4-4000 Fundraising Membership Prog Rev</b> | <b>53,537</b> | <b>74,083</b>  | <b>(20,547)</b> | <b>188,802</b> | <b>222,250</b> | <b>(33,448)</b>  |
| <b>4-4100 Restricted Project Revenue</b>            |               |                | -               | -              | -              | -                |
| <b>4100.10 Building Fund Revenue</b>                | 126           |                | 126             | 377            | -              | 377              |
| <b>4100.20 Legal Fund Revenue</b>                   | 105           | 39             | 67              | 270            | 116            | 154              |
| <b>Total 4-4100 Restricted Project Revenue</b>      | <b>231</b>    | <b>39</b>      | <b>192</b>      | <b>647</b>     | <b>116</b>     | <b>531</b>       |
| <b>4200 Events and Conventions</b>                  |               |                | -               | -              | -              | -                |
| <b>4200-10 Convention Revenue</b>                   |               | 30,562         | (30,562)        | -              | 91,686         | (91,686)         |
| <b>4200-20 Conv Fundraising - Unrestricted</b>      |               | 833            | (833)           | -              | 2,500          | (2,500)          |
| <b>Total 4200 Events and Conventions</b>            | -             | <b>31,395</b>  | <b>(31,395)</b> | -              | <b>94,186</b>  | <b>(94,186)</b>  |
| <b>4500 Offsets to Operating Expend</b>             |               | 3,692          | (3,692)         | -              | 11,075         | (11,075)         |
| <b>4700 Other Receipts</b>                          |               |                | -               | -              | -              | -                |
| <b>4710 Interest &amp; Dividends</b>                | 1,703         | 3,333          | (1,630)         | 5,226          | 10,000         | (4,774)          |
| <b>Total 4700 Other Receipts</b>                    | <b>1,703</b>  | <b>3,333</b>   | <b>(1,630)</b>  | <b>5,226</b>   | <b>10,000</b>  | <b>(4,774)</b>   |
| <b>Credit Card Rewards</b>                          |               |                | -               | 378            | -              | 378              |
| <b>Total Income</b>                                 | <b>55,471</b> | <b>112,542</b> | <b>(57,071)</b> | <b>195,054</b> | <b>337,627</b> | <b>(142,573)</b> |
| <b>Gross Profit</b>                                 | <b>55,471</b> | <b>112,542</b> | <b>(57,071)</b> | <b>195,054</b> | <b>337,627</b> | <b>(142,573)</b> |

**Libertarian National Committee Inc**  
**Budget vs. Actual**  
**January 2026 - March 2026**

|   | Mar 2026      |               |                 | Total          |                |                 |
|---|---------------|---------------|-----------------|----------------|----------------|-----------------|
|   | Actual        | Budget        | over Budget     | Actual         | Budget         | over Budget     |
| <b>Expenses</b>   |               |               |                 |                |                |                 |
| 7-7000 Fundraising Membership Prog Exp                  |               |               | -               | -              | -              | -               |
| 7000-10 General Fundraising Expenses                    | 6,413         | 9,167         | (2,754)         | 9,245          | 27,500         | (18,255)        |
| 7000-20 Other Membership Expense                        |               | 483           | (483)           | -              | 1,450          | (1,450)         |
| 7000-30 Recurring Membership Expenses                   |               | 2,000         | (2,000)         | -              | 6,000          | (6,000)         |
| 7000-60 Credit Card Fees Expense                        | 1,919         | 4,153         | (2,233)         | 7,526          | 12,458         | (4,932)         |
| 7000-70 Store Expenses                                  | 1,069         |               | 1,069           | 2,265          | -              | 2,265           |
| 7000-80 Core Services Expense                           |               |               | -               | -              | -              | -               |
| 7000-81 Outreach & Activism Expense                     | 1,867         | 1,667         | 200             | 4,893          | 5,000          | (107)           |
| 7000-84 Ballot Access Petitioning Exp                   | 15,000        |               | 15,000          | 15,000         | -              | 15,000          |
| 7000-85 Campaign/Candidate Support & Training           | 3,000         | 3,000         | -               | 9,000          | 9,000          | -               |
| 7000-86 Ballot Access Petitioning Expense               |               | 1,667         | (1,667)         | 2,500          | 5,000          | (2,500)         |
| 7000-90 Historic Preservation Expense                   | 414           | 500           | (86)            | 1,214          | 1,500          | (286)           |
| <b>Total 7000-80 Core Services Expense</b>              | <b>20,281</b> | <b>6,833</b>  | <b>13,448</b>   | <b>32,607</b>  | <b>20,500</b>  | <b>12,107</b>   |
| <b>Total 7-7000 Fundraising Membership Prog Exp</b>     | <b>29,683</b> | <b>22,636</b> | <b>7,046</b>    | <b>51,643</b>  | <b>67,909</b>  | <b>(16,265)</b> |
| 7-7200 Convention & Special Event Expe                  |               |               | -               | -              | -              | -               |
| 7200-10 Convention General Expenses                     |               | 12,354        | (12,354)        | -              | 37,061         | (37,061)        |
| 7200-15 Convention Expense - Travel & Meals             |               | 9,833         | (9,833)         | -              | 29,500         | (29,500)        |
| <b>Total 7-7200 Convention &amp; Special Event Expe</b> | <b>-</b>      | <b>22,187</b> | <b>(22,187)</b> | <b>-</b>       | <b>66,561</b>  | <b>(66,561)</b> |
| 8000 Salary & Related Expense                           |               |               | -               | -              | -              | -               |
| 8005 Salary Hourly Bonus Sick & Vac                     | 25,368        | 27,600        | (2,232)         | 75,925         | 82,800         | (6,875)         |
| 8015 Contractor Admin & Internships                     | 11,400        | 6,650         | 4,750           | 28,200         | 19,950         | 8,250           |
| 8020 Employer Cont to P/R Tax                           | 1,909         | 7,300         | (5,391)         | 8,011          | 21,900         | (13,889)        |
| 8030 Employer Cont to 401K & Adm                        | 523           | 1,667         | (1,144)         | 1,807          | 5,000          | (3,193)         |
| 8060 Health Insurance                                   | 5,711         | 2,500         | 3,211           | 8,322          | 7,500          | 822             |
| 8070 Other Bens, Gdwill & Training                      |               | 50            | (50)            | -              | 150            | (150)           |
| 8080 Payroll Service Fees                               | 1,822         | 2,000         | (178)           | 5,839          | 6,000          | (161)           |
| <b>Total 8000 Salary &amp; Related Expense</b>          | <b>46,732</b> | <b>47,767</b> | <b>(1,034)</b>  | <b>128,104</b> | <b>143,300</b> | <b>(15,196)</b> |

**Libertarian National Committee Inc**  
**Budget vs. Actual**  
**January 2026 - March 2026**

|  | Mar 2026        |                |                 | Total           |                 |                  |
|--|-----------------|----------------|-----------------|-----------------|-----------------|------------------|
|  | Actual          | Budget         | over Budget     | Actual          | Budget          | over Budget      |
| <b>Expenses</b>                                |                 |                |                 |                 |                 |                  |
| 8100 Admin & Overhead Expense                  |                 |                | -               | -               | -               | -                |
| 8110 Ofc Supplies & Non Cap Equipt             | 53              | 208            | (156)           | 275             | 625             | (350)            |
| 8120 Telephone & Data Services                 | 107             | 300            | (193)           | 1,895           | 900             | 995              |
| 8130 Postage & Shipping                        | 601             | 1,000          | (399)           | 1,701           | 3,000           | (1,299)          |
| 8160 Insurance - D/O Cyber - Other             |                 | 417            | (417)           | -               | 1,250           | (1,250)          |
| 8170 Occupancy Expenses                        |                 |                | -               | -               | -               | -                |
| 8170-50 Property / GL Insurance                | 1,677           |                | 1,677           | 5,032           | -               | 5,032            |
| <b>Total 8170 Occupancy Expenses</b>           | <b>1,677</b>    | <b>-</b>       | <b>1,677</b>    | <b>5,032</b>    | <b>-</b>        | <b>5,032</b>     |
| 8190 Software, Hardware & Other IT             | 6,222           | 2,500          | 3,722           | 7,768           | 7,500           | 268              |
| 8195 Other Expenses & Bank Fees                | 216             | 200            | 16              | 502             | 600             | (98)             |
| 8198 Melio services fee                        | 123             | 35             | 88              | 199             | 105             | 94               |
| <b>Total 8100 Admin &amp; Overhead Expense</b> | <b>9,000</b>    | <b>4,660</b>   | <b>4,340</b>    | <b>17,372</b>   | <b>13,980</b>   | <b>3,392</b>     |
| 8200 Professional Services                     |                 |                | -               | -               | -               | -                |
| 8210 Legal                                     |                 |                | -               | 1,012           | -               | 1,012            |
| 8210-10 Legal - General                        | 5,742           | 6,583          | (841)           | 14,742          | 19,750          | (5,008)          |
| 8210-20 Legal - Proactive                      |                 | 1,667          | (1,667)         | -               | 5,000           | (5,000)          |
| <b>Total 8210 Legal</b>                        | <b>5,742</b>    | <b>8,250</b>   | <b>(2,508)</b>  | <b>15,754</b>   | <b>24,750</b>   | <b>(8,996)</b>   |
| 8220 Accounting                                | 2,790           | 3,750          | (960)           | 11,059          | 11,250          | (191)            |
| 8230 FEC Filing & Consulting                   | 2,000           | 2,000          | -               | 6,000           | 6,000           | -                |
| 8240 Computer Services                         |                 | 3,000          | (3,000)         | 7,200           | 9,000           | (1,800)          |
| 8260 Audit Services                            | 1,500           | 2,083          | (583)           | 1,500           | 6,250           | (4,750)          |
| 8270 Payment Processing Fee                    |                 |                | -               | 121             | -               | 121              |
| <b>Total 8200 Professional Services</b>        | <b>12,032</b>   | <b>19,083</b>  | <b>(7,051)</b>  | <b>41,633</b>   | <b>57,250</b>   | <b>(15,617)</b>  |
| <b>Total Expenses</b>                          | <b>97,447</b>   | <b>116,333</b> | <b>(18,886)</b> | <b>238,754</b>  | <b>349,000</b>  | <b>(110,246)</b> |
| <b>Net Operating Income e</b>                  | <b>(41,976)</b> | <b>(3,791)</b> | <b>(38,185)</b> | <b>(43,700)</b> | <b>(11,372)</b> | <b>(32,327)</b>  |
| <b>Net Income</b>                              | <b>(41,976)</b> | <b>(3,791)</b> | <b>(38,185)</b> | <b>(43,700)</b> | <b>(11,372)</b> | <b>(32,327)</b>  |

**Balance Sheet**  
**Libertarian National Committee Inc**  
As of Mar 31, 2026

|   | Total              |                         |
|---|--------------------|-------------------------|
|   | As of Mar 31, 2026 | As of Feb 28, 2026 (PP) |
| Assets  |                    |                         |
| Current Assets                                  |                    |                         |
| Bank Accounts                                   |                    |                         |
| 11.1 Investments                                |                    |                         |
| 110I PNC Bond Money Market                      | 2,561              | 2,557                   |
| 119R MM 119R MM Truist xxx0192 JFA (Restricted) | 1,092,301          | 1,090,602               |
| <b>Total for 11.1 Investments</b>               | <b>1,094,862</b>   | <b>1,093,159</b>        |
| 11 Cash   | -                  | -                       |
| 111U PNC Checking 8115 (Unrest)                 | 41,347             | 40,315                  |
| 112U Truist xxx8394 (Unrestricted)              | 95,120             | 123,002                 |
| 113R PNC Check 2497 (Restricted)                | 10                 | 10                      |
| 114R Truist xxx8408 (Rest Building)             | 1,730              | 1,730                   |
| 119R Truist xxx0094 JFA (Restricted)            | 30,627             | 30,627                  |
| <b>Total for 11 Cash</b>                        | <b>168,835</b>     | <b>195,685</b>          |
| <b>Total for Bank Accounts</b>                  | <b>1,263,697</b>   | <b>1,288,844</b>        |
| Other Current Assets                            |                    |                         |
| 1501 Undeposited Funds - Zoho / Checks          | 11,139             | 6,826                   |
| 16 Prepaid Expenses                             | -                  | -                       |
| 164 Prepaid Services                            | 10,749             | 0                       |
| 166 Prepaid Insurance                           | 2,102              | 3,779                   |
| 167 Prepaid Convention - Spec Event             | 42,500             | 40,000                  |
| <b>Total for 16 Prepaid Expenses</b>            | <b>55,351</b>      | <b>43,779</b>           |
| <b>Total for Other Current Assets</b>           | <b>66,490</b>      | <b>50,606</b>           |
| <b>Total for Current Assets</b>                 | <b>1,330,187</b>   | <b>1,339,449</b>        |
| <b>Total for Assets</b>                         | <b>1,330,187</b>   | <b>1,339,449</b>        |

**Balance Sheet**  
**Libertarian National Committee Inc**  
As of Mar 31, 2026

|  | Total              |                         |
|--|--------------------|-------------------------|
|  | As of Mar 31, 2026 | As of Feb 28, 2026 (PP) |
| Liabilities and Equity                           |                    |                         |
| Liabilities                                      |                    |                         |
| Current Liabilities                              |                    |                         |
| Accounts Payable                                 |                    |                         |
| 21 Accounts Payable                              | 117                | 46                      |
| <b>Total for Accounts Payable</b>                | <b>117</b>         | <b>46</b>               |
| Credit Cards                                     |                    |                         |
| 22 Credit Cards                                  |                    |                         |
| 2223 PNC Bus Options Visa                        | 17,887             | 7,102                   |
| <b>Total for 22 Credit Cards</b>                 | <b>17,887</b>      | <b>7,102</b>            |
| <b>Total for Credit Cards</b>                    | <b>17,887</b>      | <b>7,102</b>            |
| Other Current Liabilities                        |                    |                         |
| 24 Accrued Expenses                              |                    |                         |
| 241 Accrued Payroll                              | 9,497              | 7,122                   |
| 242 Accrued Vacation                             | 5,142              | 5,889                   |
| <b>Total for 24 Accrued Expenses</b>             | <b>14,638</b>      | <b>13,012</b>           |
| 27 Deferred Liabilities                          |                    |                         |
| 272 Deferred Convention Revenue                  | -                  | -                       |
| 272-20 Deferred Convention Fundraising           | 87,266             | 67,222                  |
| <b>Total for 272 Deferred Convention Revenue</b> | <b>87,266</b>      | <b>67,222</b>           |
| 276 Joint Affiliate Portion of Rev               | 1,017              | 828                     |
| 277 JFA Liability                                | 480,605            | 480,605                 |
| <b>Total for 27 Deferred Liabilities</b>         | <b>568,887</b>     | <b>548,655</b>          |
| <b>Total for Other Current Liabilities</b>       | <b>583,526</b>     | <b>561,667</b>          |
| <b>Total for Current Liabilities</b>             | <b>601,530</b>     | <b>568,816</b>          |
| <b>Total for Liabilities</b>                     | <b>601,530</b>     | <b>568,816</b>          |
| Equity   |                    |                         |
| 32 Temp. Restricted Balances                     |                    |                         |
| 3204 Fund - Building                             | 1,730              | 1,730                   |
| <b>Total for 32 Temp. Restricted Balances</b>    | <b>1,730</b>       | <b>1,730</b>            |
| 31 General Operating                             | 770,627            | 770,627                 |
| Net Income                                       | (43,700)           | (1,724)                 |
| <b>Total for Equity</b>                          | <b>728,658</b>     | <b>770,634</b>          |
| <b>Total for Liabilities and Equity</b>          | <b>1,330,187</b>   | <b>1,339,449</b>        |

## Statement of Cash Flows

Libertarian National Committee Inc  
January-March, 2026

| Full name  | Jan 2026        | Feb 2026      | Mar 2026        | ◇ Total         |
|--|-----------------|---------------|-----------------|-----------------|
| <b>◇ OPERATING ACTIVITIES</b>  |                 |               |                 |                 |
| Net Income   | (27,534)        | 25,811        | (41,976)        | (43,700)        |
| ◇ Adjustments to reconcile Net Income to Net Cash provided by operations:                |                 |               |                 |                 |
| 1501 Undeposited Funds - Zoho / Checks   | 1,655           | 643           | (4,313)         | (2,015)         |
| 164 Prepaid Expenses:Prepaid Services  | 833             | 833           | (10,749)        | (9,082)         |
| 166 Prepaid Expenses:Prepaid Insurance   | 1,677           | 1,677         | 1,677           | 5,032           |
| 167 Prepaid Expenses:Prepaid Convention - Spec Event                                     | (2,500)         |               | (2,500)         | (2,500)         |
| 21 Accounts Payable  |                 | 26            | 70              | (2,403)         |
| 2223 Credit Cards:PNC Bus Options Visa   | (2,123)         | 350           | 10,785          | 9,011           |
| 241 Accrued Expenses:Accrued Payroll   | (7,710)         | 0             | 2,374           | (5,335)         |
| 242 Accrued Expenses:Accrued Vacation  | (401)           | 237           | (748)           | (912)           |
| 251 Accrued Payroll Taxes:Payroll Tax Liabilities  |                 |               |                 |                 |
| 272-20 Deferred Liabilities:Deferred Convention Revenue:Deferred Convention Fundraising  | 15,080          | 19,975        | 20,044          | 55,099          |
| 276 Deferred Liabilities:Joint Affiliate Portion of Rev                                  | 63              | 63            | 188             | 314             |
| <b>Total for Adjustments to reconcile Net Income to Net Cash provided by operations:</b> | <b>6,576</b>    | <b>23,805</b> | <b>16,829</b>   | <b>\$47,210</b> |
| <b>Net cash provided by operating activities</b>   | <b>(20,959)</b> | <b>49,615</b> | <b>(25,147)</b> | <b>\$3,510</b>  |
| INVESTING ACTIVITIES   |                 |               |                 |                 |
| FINANCING ACTIVITIES   |                 |               |                 |                 |
| <b>NET CASH INCREASE FOR PERIOD</b>  | <b>(20,959)</b> | <b>49,615</b> | <b>(25,147)</b> | <b>\$3,510</b>  |

**RELATED PARTY TRANSACTIONS AS OF: 04/13/2026**

| Related Party Donations           | BSM Expires | Date of Last Contribution | Amount      | 2026 YTD Contributions | Lifetime Giving |
|-----------------------------------|-------------|---------------------------|-------------|------------------------|-----------------|
| Paul Darr                         | Life Member | 03/08/26                  | \$ 103.20   | \$ 206.40              | \$ 2,515.59     |
| Paul Bracco                       | Life Member | 02/01/25                  | \$ 5.00     | \$ -                   | \$ 1,739.30     |
| Keith Thompson                    | Life Member | 08/03/25                  | \$ 103.20   | \$ -                   | \$ 1,650.53     |
| Ben Wier                          | 03/14/27    | 03/13/26                  | \$ 26.05    | \$ 26.05               | \$ 281.30       |
| Travis Bost                       | Life Member | 04/07/26                  | \$ 51.75    | \$ 207.00              | \$ 3,925.35     |
| Robert Vinson                     | 02/13/27    | 02/12/26                  | \$ 26.03    | \$ 26.03               | \$ 102.06       |
| Aron Lam                          | 03/31/27    | 03/30/26                  | \$ 51.75    | \$ 51.75               | \$ 390.75       |
| Evan McMahon                      | Life Member | 05/17/25                  | \$ 50.00    | \$ -                   | \$ 2,517.10     |
| Matt Johnson                      | Life Member | 03/25/26                  | \$ 50.00    | \$ 150.00              | \$ 5,087.95     |
| Otto Dassing                      | 02/14/27    | 02/13/26                  | \$ 25.00    | \$ 25.00               | \$ 700.00       |
| Andrew Chadderdon                 | Life Member | 03/26/26                  | \$ 5.15     | \$ 15.45               | \$ 2,181.90     |
| Jonathan McGee                    | Life Member | 04/04/26                  | \$ 103.20   | \$ 412.80              | \$ 7,624.85     |
| Jessi Cowart                      | 08/28/26    | 12/06/25                  | \$ 103.20   | \$ -                   | \$ 702.92       |
| Patrick Ford                      | 08/03/26    | 08/02/25                  | \$ 25.00    | \$ -                   | \$ 637.10       |
| Meredith Hays                     | 05/08/26    | 05/07/25                  | \$ 26.03    | \$ -                   | \$ 184.20       |
| Gregory Hertzsch                  | Life Member | 04/01/26                  | \$ 10.00    | \$ 40.00               | \$ 5,497.10     |
| Dustin Nanna                      | 06/12/26    | 06/10/25                  | \$ 25.00    | \$ -                   | \$ 1,383.00     |
| Dustin Coffell                    | 03/03/27    | 04/02/26                  | \$ 20.88    | \$ 67.79               | \$ 67.79        |
| Steven Nekhaila                   | Life Member | 03/29/26                  | \$ 103.20   | \$ 309.60              | \$ 8,271.33     |
| William Redpath                   | Life Member | 03/22/26                  | \$ 85.00    | \$ 255.00              | \$ 109,595.82   |
| Andrew Watkins                    | Life Member | 11/10/25                  | \$ 25.00    | \$ -                   | \$ 1,126.75     |
| James Wiley                       | 05/16/26    | 05/16/25                  | \$ 26.03    | \$ -                   | \$ 86.03        |
| Austin Martin                     | 02/14/27    | 02/13/26                  | \$ 60.00    | \$ 26.03               | \$ 112.06       |
| Samual Bohler                     | 10/08/26    | 10/07/25                  | \$ 25.75    | \$ -                   | \$ 1,450.60     |
| Douglas Knebel                    | 04/02/27    | 04/01/26                  | \$ 26.03    | \$ 78.09               | \$ 269.42       |
| Mimi Robson                       | Life Member | 04/03/26                  | \$ 26.03    | \$ 335.64              | \$ 3,782.35     |
| Trendalyn Hallesy                 | 05/19/26    | 05/18/25                  | \$ 51.75    | \$ -                   | \$ 357.70       |
| Katherine Yeniscavich             | Life Member | 11/14/25                  | \$ 10.30    | \$ -                   | \$ 2,882.80     |
| Caryn Ann Harlos                  | Life Member | 05/27/24                  | \$ 25.75    | \$ -                   | \$ 5,828.93     |
| Adrian Malagon                    | Life Member | 05/01/25                  | \$ 5.15     | \$ -                   | \$ 2,381.55     |
| Roman Garcia                      | Life Member | 01/25/25                  | \$ 100.00   | \$ -                   | \$ 5,589.55     |
| Angela McArdle                    | 01/01/26    | 02/01/26                  | \$ 5.00     | \$ 10.00               | \$ 2,022.30     |
| Nick Shawhan                      | 03/01/25    | 02/29/24                  | \$ 125.00   | \$ -                   | \$ 625.00       |
| Adam Haman                        | 06/19/25    | 08/22/24                  | \$ 51.75    | \$ -                   | \$ 663.47       |
| Total Contributions (Curr Board): |             |                           | \$ 1,187.48 | \$ 2,232.63            | \$ 161,883.15   |

| Related Party Disbursements       | Memo                      | Current Month Disbursement | YTD Disbursements |
|-----------------------------------|---------------------------|----------------------------|-------------------|
| Free Libertarian Party New Mexico | State Membership Transfer |                            |                   |
| LPAK - LP Alaska                  | State Membership Transfer |                            |                   |
| LPCA - LP California              | State Membership Transfer |                            |                   |
| LPPIA - LP Iowa                   |                           |                            |                   |
| LPME - LP ME                      | Ballot Access             |                            |                   |
| LPNM - LP New Mexico              | State Membership Transfer |                            |                   |
| LP - North Dakota                 | Membership                |                            |                   |
| LPVA - LP Virginia                | State Membership Transfer |                            |                   |
| Total Disbursements:              |                           | \$ -                       | \$ -              |

**CHAIR'S DISCRETIONARY DISBURSEMENTS FOR 2025**

| Chair | Memo | MTD | YTD |
|-------|------|-----|-----|
|       |      |     |     |