



MAY 2026 END OF MONTH FINANCIAL REPORTS

Page 2 – EOM Sustaining Membership and Revenue Charts and Graphs

Page 4 – EOM Financial Summary Reports

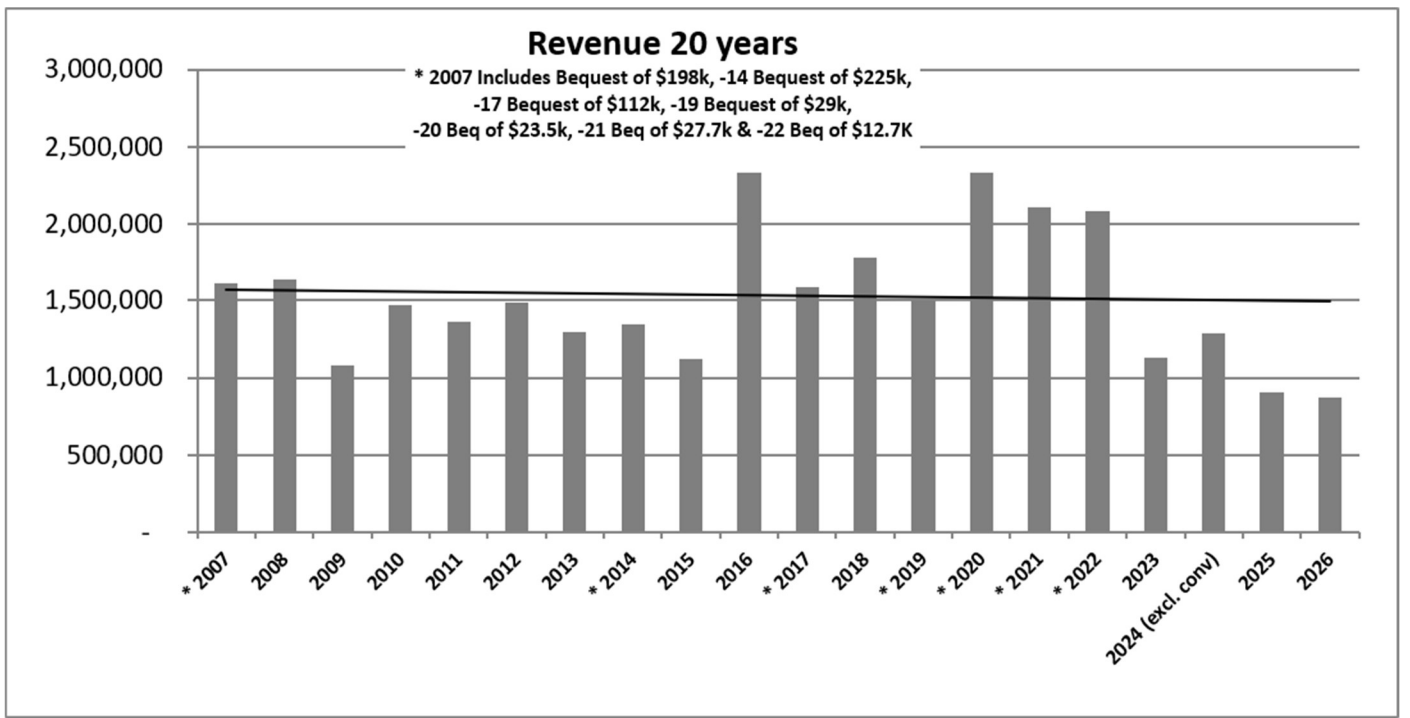
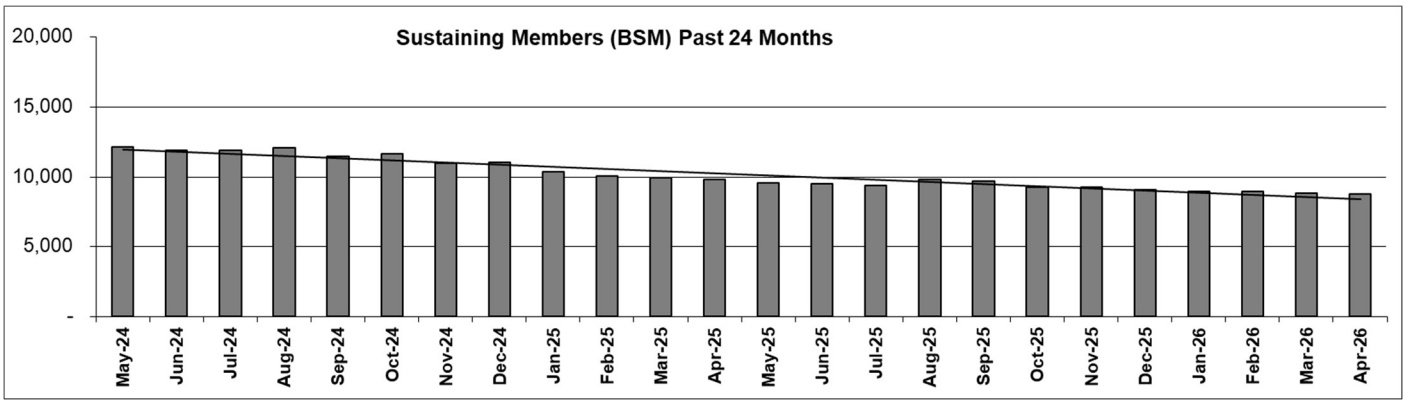
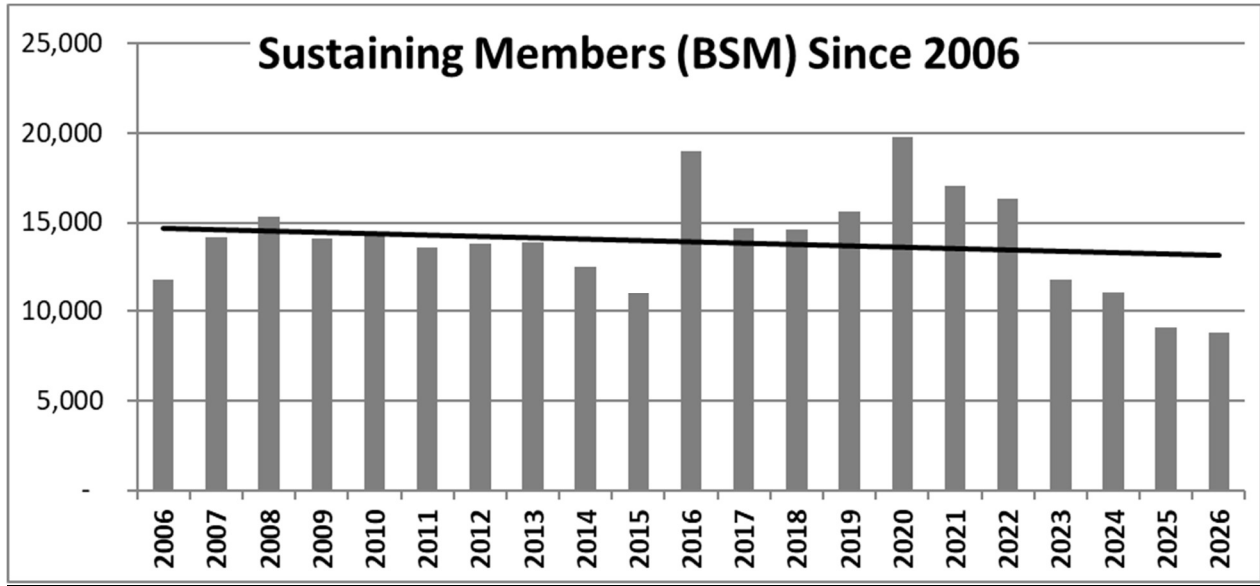
Page 6 – Statement of Activities – Actual to Budget

Page 9 – Statement of Financial Position Curr v. Prior Month Comparison

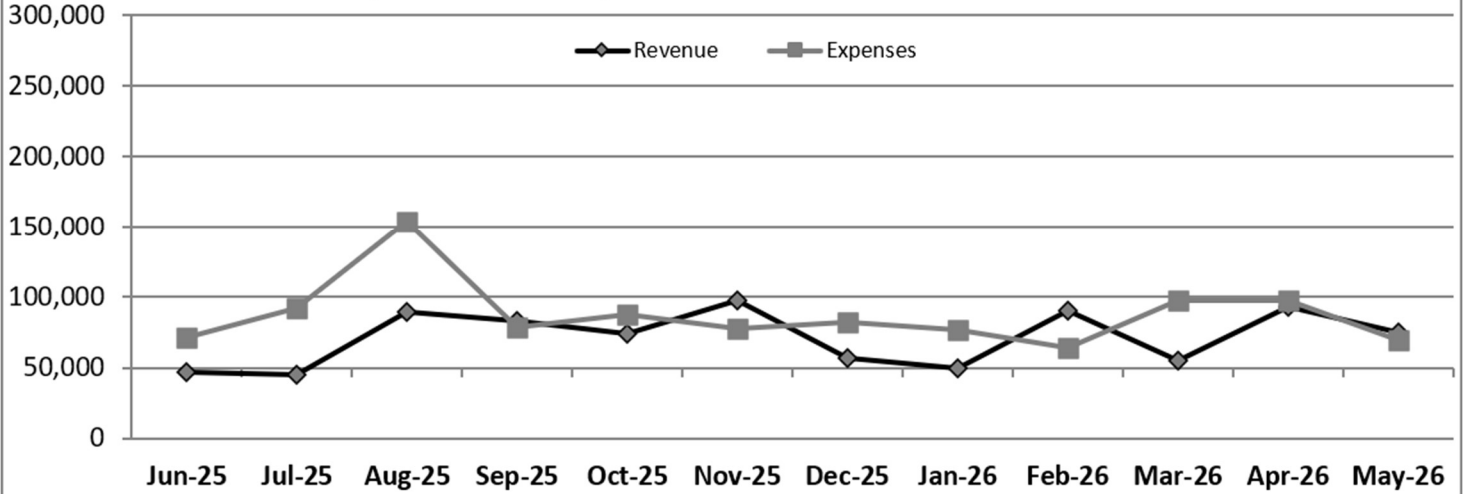
Page 11 – Statement of Cash Flows

Page 12 – Chair’s Discretionary Disbursements

End of Month Reports – Charts

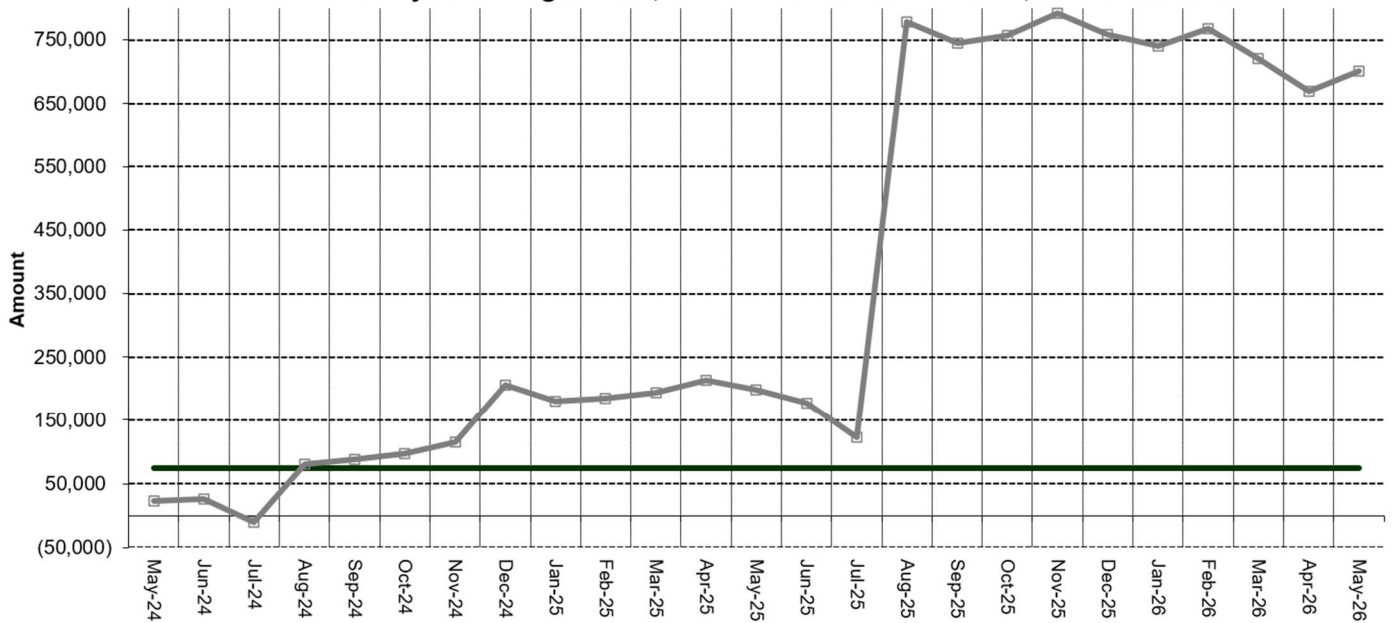


Monthly Revenue and Expenses - Past 12 Months - * Non Convention



Reserve Adequacy Trend (24 Months)

2026 Monthly Resv Target = \$74,120 - Curr Month Resv = \$700,368 *excludes TK JFA



		JAN	FEB	MAR	APR	MAY
	Total Cash	\$ 758,623	\$ 808,239	\$ 783,092	\$ 722,740	\$ 725,730
Minus	Temporary Restricted	\$ 1,730	\$ 1,730	\$ 1,730	\$ 1,730	\$ 1,730
Minus	Total Deferred Liabilities	\$ 48,012	\$ 68,050	\$ 88,283	\$ 120,972	\$ 1,562
Minus	Accounts Payable	\$ 20	\$ 46	\$ 117	\$ 1,558	\$ 310
Minus	Credit Card Balance	\$ 6,753	\$ 7,102	\$ 17,887	\$ 32,590	\$ 17,317
Minus	Accrued Expenses & Liabilities	\$ 13,257	\$ 13,012	\$ 14,638	\$ 14,665	\$ 17,468
Plus	Prepaid Expenses	\$ 46,290	\$ 43,779	\$ 55,351	\$ 115,409	\$ 10,228
Plus	Accrued Vacation	\$ 5,652	\$ 5,889	\$ 5,142	\$ 2,794	\$ 2,797
	Total Cash Reserve Adequacy	\$ 740,793	\$ 767,966	\$ 720,930	\$ 669,428	\$ 700,368

End of Month Reports – Financial Summary

Revenue - by Function as % of Total

2019 thru 2026

	<u>2019</u>	<u>2020</u>	<u>2021</u>	<u>2022</u>	<u>2023</u>	<u>2024</u>	<u>2025</u>	<u>2026</u>
Membership Revenue	622,486	879,035	700,830	618,573	369,390	259,349	104,474	44,307
% Total Non Conv Revenue	41%	42%	33%	36%	33%	20%	11%	12%
General Fundraising	648,038	843,565	1,050,462	969,607	733,173	721,702	655,318	308,040
% Total Non Conv Revenue	43%	40%	50%	57%	65%	56%	72%	85%
Project/Program/Other	230,807	363,056	357,632	120,567	28,887	304,959	149,072	10,714
% Total Non Conv Revenue	15%	17%	17%	7%	3%	24%	16%	3%
Total Non Convention Revenue	1,501,331	2,085,656	2,108,924	1,708,747	1,131,450	1,286,009	908,865	363,060

P&L Acct Summary Last Month Plus YTD

January through December 2026

	<u>Jan-26</u>	<u>Feb-26</u>	<u>Mar-26</u>	<u>Apr-26</u>	<u>May-26</u>	<u>TOTAL</u>
Revenue						
4-4000 · Fundraising Membership Prog Rev	47,411	87,854	53,537	91,824	73,006	353,633
4-4100 · Restricted Project Revenue	171	245	231	171	171	990
4-4200 Convention & Special Event Rev					191,699	191,699
4700 Other Receipts	1,879	1,644	1,703	1,446	1,388	8,060
4800 Misc Income						0
Credit Card Rewards		378				378
Total Revenue	49,462	90,121	55,471	93,441	266,264	554,759
Expense						0
7-7000 · Fundraising Membership Prog Exp	12,715	9,245	29,683	11,654	10,444	73,742
7-7200 Convention & Special Event Exp					214,224	214,224
8000 · Salary & Related Expense	42,879	38,493	46,732	36,263	42,038	206,405
8100 · Admin & Overhead Expense	3,920	4,573	9,000	1,901	2,311	21,705
8200 · Professional Services	17,481	11,999	12,032	48,248	14,612	104,373
8300 · Depreciation Expense						0
8500 · Loss (Gain) on Disposal						0
Total Expense	76,996	64,310	97,447	98,065	283,630	620,449
Net Operating Income	(27,534)	25,811	(41,976)	(4,624)	(17,366)	(65,690)
Released from Restriction						
Net Income	(27,534)	25,811	(41,976)	(4,624)	(17,366)	(65,690)

Libertarian National Committee Inc

Balance Sheet Summary

As of May 31, 2026

Account	Total
∨ Assets	
∨ Current Assets	
Bank Accounts	\$1,203,835.03
Accounts Receivable	\$0.00
Other Current Assets	\$17,380.02
Total for Current Assets	\$1,221,215.05
Fixed Assets	\$0.00
Other Assets	\$0.00
Total for Assets	\$1,221,215.05
∨ Liabilities and Equity	
∨ Liabilities	
∨ Current Liabilities	
Accounts Payable	\$309.89
Credit Cards	\$17,316.84
Other Current Liabilities	\$497,134.48
Total for Current Liabilities	\$514,761.21
Long-term Liabilities	\$0.00
Total for Liabilities	\$514,761.21
Equity	\$706,453.84
Total for Liabilities and Equity	\$1,221,215.05

Libertarian National Committee Inc
Budget vs. Actual
January 2026 - May 2026

	May 2026			Total		
	Actual	Budget	over Budget	Actual	Budget	over Budget
Income						
4-4000 Fundraising Membership Prog Rev			-	-	-	-
4000-10 General Fundraising	12,418	13,750	(1,332)	64,250	68,750	(4,500)
4000-20 Other Membership	12,948	11,000	1,948	44,307	55,000	(10,693)
4000-30 Recurring Membership	47,402	44,000	3,402	243,457	220,000	23,457
4000-40 Ballot Access - Voter Reg Rev	55	1,667	(1,611)	332	8,333	(8,001)
4000-50 Campaign Candidate Support Rev	162	3,000	(2,839)	1,178	15,000	(13,822)
4000-60 Affiliate Support Revenue	22	167	(145)	108	833	(725)
4000-70 Historic Preservation Revenue		500	(500)	-	2,500	(2,500)
Total 4-4000 Fundraising Membership Prog Rev	73,006	74,083	(1,077)	353,633	370,417	(16,784)
4-4100 Restricted Project Revenue			-	-	-	-
4100.10 Building Fund Revenue	126		126	629	-	629
4100.20 Legal Fund Revenue	45	39	7	361	194	167
Total 4-4100 Restricted Project Revenue	171	39	132	990	194	796
4-4200 Convention & Special Event Rev	191,699		191,699	191,699	-	191,699
4200 Events and Conventions			-	-	-	-
4200-10 Convention Revenue		30,562	(30,562)	-	152,810	(152,810)
4200-20 Conv Fundraising - Unrestricted		833	(833)	-	4,167	(4,167)
Total 4200 Events and Conventions	-	31,395	(31,395)	-	156,977	(156,977)
4500 Offsets to Operating Expend		3,692	(3,692)	-	18,458	(18,458)
4700 Other Receipts			-	-	-	-
4710 Interest & Dividends	1,388	3,333	(1,945)	8,060	16,667	(8,606)
Total 4700 Other Receipts	1,388	3,333	(1,945)	8,060	16,667	(8,606)
Credit Card Rewards			-	378	-	378
Total Income	266,264	112,542	153,722	554,759	562,712	(7,953)
Gross Profit	266,264	112,542	153,722	554,759	562,712	(7,953)

Libertarian National Committee Inc
Budget vs. Actual
January 2026 - May 2026

	May 2026			Total		
	Actual	Budget	over Budget	Actual	Budget	over Budget
Expenses						
7-7000 Fundraising Membership Prog Exp			-	-	-	-
7000-10 General Fundraising Expenses	3,705	9,167	(5,462)	16,761	45,833	(29,072)
7000-20 Other Membership Expense		483	(483)	-	2,417	(2,417)
7000-30 Recurring Membership Expenses		2,000	(2,000)	-	10,000	(10,000)
7000-60 Credit Card Fees Expense	4,188	4,153	36	13,334	20,764	(7,430)
7000-70 Store Expenses	442		442	3,185	-	3,185
7000-80 Core Services Expense			-	-	-	-
7000-81 Outreach & Activism Expense	1,695	1,667	28	8,920	8,333	586
7000-84 Ballot Access Petitioning Exp			-	15,000	-	15,000
7000-85 Campaign/Candidate Support & Training		3,000	(3,000)	12,000	15,000	(3,000)
7000-86 Ballot Access Petitioning Expense		1,667	(1,667)	2,500	8,333	(5,833)
7000-90 Historic Preservation Expense	414	500	(86)	2,042	2,500	(458)
Total 7000-80 Core Services Expense	2,109	6,833	(4,725)	40,462	34,167	6,295
Total 7-7000 Fundraising Membership Prog Exp	10,444	22,636	(12,192)	73,742	113,181	(39,439)
7-7200 Convention & Special Event Expe			-	-	-	-
7200-10 Convention General Expenses	208,393	12,354	196,039	208,393	61,769	146,624
7200-15 Convention Expense - Travel & Meals	5,831	9,833	(4,002)	5,831	49,167	(43,335)
Total 7-7200 Convention & Special Event Expe	214,224	22,187	192,037	214,224	110,935	103,289
8000 Salary & Related Expense			-	-	-	-
8005 Salary Hourly Bonus Sick & Vac	29,129	27,600	1,529	128,822	138,000	(9,178)
8015 Contractor Admin & Internships	5,700	6,650	(950)	39,900	33,250	6,650
8020 Employer Cont to P/R Tax	2,134	7,300	(5,166)	12,009	36,500	(24,491)
8030 Employer Cont to 401K & Adm	523	1,667	(1,144)	5,012	8,333	(3,322)
8060 Health Insurance	2,571	2,500	71	13,464	12,500	964
8070 Other Bens, Gdwill & Training		50	(50)	-	250	(250)
8080 Payroll Service Fees	1,980	2,000	(20)	7,197	10,000	(2,803)
Total 8000 Salary & Related Expense	42,038	47,767	(5,729)	206,405	238,833	(32,429)

Libertarian National Committee Inc
Budget vs. Actual
January 2026 - May 2026

	May 2026			Total		
	Actual	Budget	over Budget	Actual	Budget	over Budget
Expenses						
8100 Admin & Overhead Expense			-	-	-	-
8110 Ofc Supplies & Non Cap Equip	53	208	(155)	383	1,042	(659)
8120 Telephone & Data Services	168	300	(132)	2,170	1,500	670
8130 Postage & Shipping	518	1,000	(482)	2,813	5,000	(2,187)
8160 Insurance - D/O Cyber - Other		417	(417)	-	2,083	(2,083)
8170 Occupancy Expenses			-	-	-	-
8170-50 Property / GL Insurance	555		555	4,565	-	4,565
Total 8170 Occupancy Expenses	555	-	555	4,565	-	4,565
8190 Software, Hardware & Other IT	637	2,500	(1,863)	10,242	12,500	(2,258)
8195 Other Expenses & Bank Fees	257	200	57	1,087	1,000	87
8198 Melio services fee	123	35	88	445	175	270
Total 8100 Admin & Overhead Expense	2,311	4,660	(2,349)	21,705	23,300	(1,595)
8200 Professional Services			-	-	-	-
8210 Legal			-	1,285	-	1,285
8210-10 Legal - General	9,314	6,583	2,730	59,156	32,917	26,239
8210-20 Legal - Proactive		1,667	(1,667)	-	8,333	(8,333)
Total 8210 Legal	9,314	8,250	1,064	60,440	41,250	19,190
8220 Accounting	3,298	3,750	(452)	18,033	18,750	(717)
8230 FEC Filing & Consulting	2,000	2,000	-	10,000	10,000	-
8240 Computer Services		3,000	(3,000)	14,400	15,000	(600)
8260 Audit Services		2,083	(2,083)	1,500	10,417	(8,917)
Total 8200 Professional Services	14,612	19,083	(4,471)	104,373	95,417	8,956
Total Expenses	283,630	116,333	167,296	620,449	581,666	38,782
Net Operating Income	(17,366)	(3,791)	(13,575)	(65,690)	(18,954)	(46,735)
Net Income	(17,366)	(3,791)	(13,575)	(65,690)	(18,954)	(46,735)

Libertarian National Committee Inc

Balance Sheet

As of May 31, 2026

	Total			
	As of May 31, 2026	As of Apr 30, 2026 (PP)	\$ Change (PP)	% Change (PP)
Assets				
Current Assets				
Bank Accounts				
11.1 Investments				
110I PNC Bond Money Market	2,568	2,565	3	0.12%
119R MM 119R MM Truist xxx0192 JFA (Restricted)	1,095,129	1,093,744	1,385	0.13%
Total for 11.1 Investments	1,097,696	1,096,308	1,388	0.13%
11 Cash				
111U PNC Checking 8115 (Unrest)	49,182	35,959	13,223	36.77%
112U Truist xxx8394 (Unrestricted)	27,090	38,496	(11,406)	-29.63%
113R PNC Check 2497 (Restricted)	10	10	-	0.00%
114R Truist xxx8408 (Rest Building)	1,730	1,730	-	0.00%
119R Truist xxx0094 JFA (Restricted)	28,127	28,127	-	0.00%
Total for 11 Cash	106,139	104,322	1,816	1.74%
Total for Bank Accounts	1,203,835	1,200,631	3,204	0.27%
Other Current Assets				
1501 Undeposited Funds - Zoho / Checks	7,152	55,669	(48,517)	-87.15%
16 Prepaid Expenses	-	-	-	
164 Prepaid Services	8,795	9,772	(977)	-10.00%
166 Prepaid Insurance	1,433	16,380	(14,947)	-91.25%
167 Prepaid Convention - Spec Event				
167-10 Prepaid Convention General Exp	-	89,257	(89,257)	-100.00%
Total for 167 Prepaid Convention - Spec Event	-	89,257	(89,257)	-100.00%
Total for 16 Prepaid Expenses	10,228	115,409	(105,181)	-91.14%
Total for Other Current Assets	17,380	171,078	(153,698)	-89.84%
Total for Current Assets	1,221,215	1,371,708	(150,493)	-10.97%
Total for Assets	1,221,215	1,371,708	(150,493)	-10.97%

Libertarian National Committee Inc

Balance Sheet

As of May 31, 2026

	Total			
	As of May 31, 2026	As of Apr 30, 2026 (PP)	\$ Change (PP)	% Change (PP)
Liabilities and Equity				
Liabilities				
Current Liabilities				
Accounts Payable				
21 Accounts Payable	310	1,558	(1,248)	-80.11%
Total for Accounts Payable	310	1,558	(1,248)	-80.11%
Credit Cards				
22 Credit Cards				
2223 PNC Bus Options Visa	17,317	32,590	(15,273)	-46.86%
Total for 22 Credit Cards	17,317	32,590	(15,273)	-46.86%
Total for Credit Cards	17,317	32,590	(15,273)	-46.86%
Other Current Liabilities				
24 Accrued Expenses				
241 Accrued Payroll	14,563	11,871	2,692	22.68%
242 Accrued Vacation	2,797	2,794	3	0.10%
Total for 24 Accrued Expenses	17,360	14,665	2,695	18.38%
25 Accrued Payroll Taxes				
251 Payroll Tax Liabilities	108	-	108	
Total for 25 Accrued Payroll Taxes	108	-	108	
27 Deferred Liabilities				
272 Deferred Convention Revenue	-	-	-	
272-20 Deferred Convention Fundraising	-	119,804	(119,804)	-100.00%
Total for 272 Deferred Convention Revenue	-	119,804	(119,804)	-100.00%
276 Joint Affiliate Portion of Rev	1,562	1,168	394	33.76%
277 JFA Liability	478,105	478,105	-	0.00%
Total for 27 Deferred Liabilities	479,667	599,077	(119,410)	-19.93%
Total for Other Current Liabilities	497,134	613,741	(116,607)	-19.00%
Total for Current Liabilities	514,761	647,889	(133,128)	-20.55%
Total for Liabilities	514,761	647,889	(133,128)	-20.55%
Equity				
32 Temp. Restricted Balances				
3204 Fund - Building	1,730	1,730	-	0.00%
Total for 32 Temp. Restricted Balances	1,730	1,730	-	0.00%
31 General Operating	770,413	770,413	-	0.00%
Net Income	(65,690)	(48,324)	(17,366)	-35.94%
Total for Equity	706,454	723,819	(17,366)	-2.40%
Total for Liabilities and Equity	1,221,215	1,371,708	(150,493)	-10.97%

Libertarian National Committee Inc
Statement of Cash Flows
January 1-May 31, 2026

Full name	Jan 2026	Feb 2026	Mar 2026	Apr 2026	May 2026	Total
OPERATING ACTIVITIES						
Net Income	(27,534)	25,811	(41,976)	(4,624)	(17,366)	(65,690)
Adjustments to reconcile Net Income to Net Cash provided by operations:						
1501 Undeposited Funds - Zoho / Checks	1,655	643	(4,313)	(44,530)	48,517	1,972
164 Prepaid Expenses:Prepaid Services	833	833	(10,749)	977	977	(7,128)
166 Prepaid Expenses:Prepaid Insurance	1,677	1,677	1,677	(14,278)	14,947	5,701
167-10 Prepaid Expenses:Prepaid Convention - Spec Event:Prepaid Convention General Exp			(2,500)	(46,757)	89,257	40,000
21 Accounts Payable	(2,500)	26	70	1,441	(1,248)	(2,210)
2223 Credit Cards:PNC Bus Options Visa	(2,123)	350	10,785	14,702	(15,273)	8,441
241 Accrued Expenses:Accrued Payroll	(7,710)	-	2,374	2,374	2,692	(269)
242 Accrued Expenses:Accrued Vacation	(401)	237	(748)	(2,348)	3	(3,256)
251 Accrued Payroll Taxes:Payroll Tax Liabilities					108	108
272-20 Deferred Liabilities:Deferred Convention Revenue:Deferred Convention Fundraising	15,080	19,975	20,044	32,538	(119,804)	(32,167)
276 Deferred Liabilities:Joint Affiliate Portion of Rev	63	63	188	151	394	860
277 Deferred Liabilities:JFA Liability				(2,500)		(2,500)
Total for Adjustments to reconcile Net Income to Net Cash provided by operations:	6,576	23,805	16,829	(58,228)	20,570	9,552
Net cash provided by operating activities	(20,959)	49,615	(25,147)	(62,852)	3,204	(56,138)
NET CASH INCREASE FOR PERIOD	(20,959)	49,615	(25,147)	(62,852)	3,204	(56,138)

Related Party Disbursements		Memo	Current Month Disbursement	YTD Disbursements
Free Libertarian Party New Mexico		State Membership Transfer		
LPAK - LP Alaska		State Membership Transfer		
LPCA - LP California		State Membership Transfer		
LPIA - LP Iowa				
LPME - LP ME		Ballot Access		
LPNM - LP New Mexico		State Membership Transfer		
LP - North Dakota		Membership		
LPVA - LP Virginia		State Membership Transfer		
Total Disbursements:			\$ -	\$ -

CHAIR'S DISCRETIONARY DISBURSEMENTS FOR 2025

Chair		Memo	MTD	YTD